

QUARTERLY PHYSICAL REPORT OF OPERATION


As at the Quarter Ending December 31, 2022

Department : DEPARTMENT OF SCIENCE AND TECHNOLOGY
 Agency : PHILIPPINE SCIENCE HIGH SCHOOL
 Operating Units : CENTRAL MINDANAO CAMPUS
 Organization Code (UACS) : 190160900010


/	Current Year Appropriations
	Supplemental Appropriations
	Continuing Appropriations
	Off-Budget Account

Particulars	UACS Code	Physical Targets					Physical Accomplishments					Variance as December 31, 2022	Remarks
		1st Quarter	2nd Quarter	3rd Quarter	4th Quarter	Total	1st Quarter	2nd Quarter	3rd Quarter	4th Quarter	Total		
1	2	3	4	5	6	7=(3+4+5+6)	8	9	10	11	12=(8+9+10+11)	13	14
Part A													
I. Organizational Outcome													
OO: Increased competitiveness of Filipinos in Science and Engineering	3101000000000000												
SCIENCE, TECHNOLOGY, ENGINEERING AND MATHEMATICS (STEM) SECONDARY EDUCATION ON SCHOLARSHIP BASIS PROGRAM													
Outcome Indicators													
1. Percentage of PSHS graduates pursuing STEM courses				90%		90%	-	-	96.63%	-	96.63%	6.63%	86/89 scholars
2. Percentage of winnings/awards/recognition from the total number of International competitions participated by PSHS scholars				85%		85%	-	-	229%	433%	331%	246%	43 winnings out of 13 competitions
3. Percentile of PSHS students in Math in the US-based Scholastic Aptitude Test (SAT)			80th Percentile			80th Percentile	-	97th Percentile	94.56th Percentile	-	94.8th Percentile	14.8th Percentile	One (1) scholar took the SAT last 5/7/2022 at Cebu International School. Nine (9) scholars took the SAT last 8/27/2022 at St. Theresa's College.
Output Indicators													
1. Number of scholars supported for SY 2022-2023				630		630	-	-	630	-	630		
2. Cohort survival rate: Percentage of scholars who advance to the succeeding grade level until they complete the 6-year scholarship program				90%		90%	-	95.56%	-	-	95.56%	5.56%	86 out of 90 graduated. 1 scholar withdrew the scholarship. 1 scholar was terminated, 1 was on leave of absence and 1 scholar admitted through lateral entry.
3. Percentage of winnings, awards and recognition from the total number of national/local competitions participated by PSHS scholars				85%		85%	200%	114%	205%	237%	189%	104%	34 winnings out of 18 competitions
4. Rank of the campuses based on the overall UPCAT scores of the PSHS student-takers				Top 20		Top 20	-	Top 6	-	-	Top 6		
SCIENCE, TECHNOLOGY, ENGINEERING AND MATHEMATICS (STEM) PROMOTION PROGRAM													
Outcome Indicators													
1. Percentage of municipalities with applicants to the National Competitive Examination (NCE)				30%		30%	-	-	-	55%	55%	25%	51 out of 93 Cities/Municipalities with NCE applicants.
Output Indicators													
1. Number of municipality recipients of promotional activities				40		40	-	-	-	63	63	23	
2. Percentage of freshmen who were able to get a General Weighted Average (GWA) of 2.5 or better in the second quarter of the school year		90%				90%	97.50%	-	-	-	97.50%	7.50%	117 out of 120 scholars


Prepared by:


MARISA L. DAHAN
 SAO / FAD Chief
 Date: January 10, 2023

In coordination with:


JOY V. NUENAY
 Administrative Officer IV
 Date: January 10, 2023

Approved By:


FRANKLIN L. SALISID
 Campus Director
 Date: January 10, 2023