


QUARTERLY PHYSICAL REPORT OF OPERATION  
As at the Quarter Ending March 31, 2024

Department : DEPARTMENT OF SCIENCE AND TECHNOLOGY  
Agency : PHILIPPINE SCIENCE HIGH SCHOOL  
Operating Units : CENTRAL MINDANAO CAMPUS  
Organization Code (UACS) : 190160900010


/	Current Year Appropriations
	Supplemental Appropriations
	Continuing Appropriations
	Off-Budget Account

Particulars	UACS Code	Physical Targets					Physical Accomplishments					Variance as March 31, 2024	Remarks
		1st Quarter	2nd Quarter	3rd Quarter	4th Quarter	Total	1st Quarter	2nd Quarter	3rd Quarter	4th Quarter	Total		
1	2	3	4	5	6	7=(3+4+5+6)	8	9	10	11	12=(8+9+10+11)	13	14
<b>Part A</b>													
<b>I. Organizational Outcome</b>													
OO: Increased competitiveness of Filipinos in Science and Engineering	3101000000000000												
<b>SCIENCE, TECHNOLOGY, ENGINEERING AND MATHEMATICS (STEM) SECONDARY EDUCATION ON SCHOLARSHIP BASIS PROGRAM</b>													
Outcome Indicators													
1. Percentage of PSHS graduates pursuing STEM courses					90%	90%	-	-	-	-	-		
2. Percentage of winnings/awards/recognition from the total number of STEM-related International (ASEAN included) competitions participated by PSHSS scholars		90%	90%	90%	90%	90%	-	-	-	-	-		
3. Percentile of PSHSS students in Math in the US-based Scholastic Aptitude Test (SAT)				80th Percentile		80th Percentile	-	-	-	-	-		
Output Indicators													
1. Number of scholars supported for SY 2023-2024		658	658	679	679	679	656	-	-	-	656	-2	289 male and 367 female
2. Cohort survival rate: Percentage of scholars who advance to the succeeding grade level until they complete the 6-year scholarship program				90%		90%	-	-	-	-	-		
3. Percentage of winnings, awards and recognition from the total number of national and international competitions participated		90%	90%	90%	90%	90%	100%	-	-	-	100%	10%	4 winnings out of 4 competitions
4. Rank of the campuses based on the overall UPCAT scores of the PSHSS student-takers				Top 20		Top 20	-	-	-	-	-		
<b>SCIENCE, TECHNOLOGY, ENGINEERING AND MATHEMATICS (STEM) PROMOTION PROGRAM</b>													
Outcome Indicators													
1. Percentage of municipalities with applicants to the National Competitive Examination (NCE)				50%		50%	-	-	-	-	-		
Output Indicators													
1. Number of municipality recipients of promotional activities		5	10	25	10	50	-	-	-	-	0	-5	
2. Percentage of freshmen who were able to get a General Weighted Average (GWA) of 2.5 or better in the second quarter of the school year		90%				90%	99.16%	-	-	-	99.16%	9.16%	118 out of 119 scholars


Prepared by:

  
JOY A. NUENA  
Budget Officer/Planning Officer Designate  
Date: April 5, 2024

In coordination with:

  
MARISA L. DAHAN  
SAO / FAD Chief  
Date: April 5, 2024

Approved By:

  
FRANKLIN L. SALISID  
Campus Director  
Date: April 5, 2024