

## FY 2022 PHYSICAL PLAN


Department : Department of Science and Technology (DOST)  
 Agency : Philippine Science High School  
 Operating Unit : <not applicable>  
 Organization Code (UACS) : 19 016 0900010

Particulars	UACS CODE	Current Year Accomplishments			Physical Target (Budget Year)					Variance	Remarks
		Actual	Estimate	Total	Total	1st Quarter	2nd Quarter	3rd Quarter	4th Quarter		
1	2	3	4	5 = 3 +4	6 = 7+8+9+10	7	8	9	10	11	12
Part A											
I. Organizational Outcome											
<no org outcome level for 310100000000000>	3101000000000000										
SCIENCE, TECHNOLOGY, ENGINEERING AND MATHEMATICS (STEM) SECONDARY EDUCATION ON SCHOLARSHIP BASIS PROGRAM											
Outcome Indicators											
1. Percentage of PSHS graduates pursuing STEM courses		100% (86/86)		100%	90%			90%			
2. Percentage of winnings/awards/recognition from the		340% (17/5)		340%	85%			85%			
total number of STEM-related international (ASEAN											
included) competitions participated by the PSHS											
Scholars											
3. Percentile of PSHS students in Math in the US-based			80th percentile	80th percentile	80th percentile		80th percentile				
Scholastic Aptitude Test (SAT)											
Output Indicators											
1. Number of scholars supported		600		600	630			630			
2. Cohort survival rate: Percentage of scholars who		95.56% (86/90)		95.56%	90%			90%			
advance to the succeeding grade level until they											
complete the 6-year scholarship period											
3. Percentage of winnings, awards and recognition		267% (32/12)		267%	85%			85%			


Department : Department of Science and Technology (DOST)  
Agency : Philippine Science High School  
Operating Unit : <not applicable>  
Organization Code (UACS) : 19 016 0900010

Particulars	UACS CODE	Current Year Accomplishments			Physical Target (Budget Year)					Variance	Remarks
		Actual	Estimate	Total	Total	1st Quarter	2nd Quarter	3rd Quarter	4th Quarter		
1	2	3	4	5 = 3 +4	6 = 7+8+9+10	7	8	9	10	11	12
from total number of national and international competitions participated											
4. Rank of the campuses based on the overall UPCAT scores of the PSHS student-takers		Top 9		Top 9	Top 20			Top 20			
<no org outcome level for 310200000000000>	310200000000000										
SCIENCE, TECHNOLOGY, ENGINEERING AND MATHEMATICS (STEM) PROMOTION PROGRAM Outcome Indicator											
1. Percentage of municipalities with applicants to the National Competitive Examination (NCE)			48.39% (45/93)	48.39%	30%			30%			
Output Indicators											
1. Number of municipality recipients of promotional activities			52	52	64			64			
2. Percentage of freshmen who were able to get a General Weighted Average (GWA) of 2.5 or better in the second quarter of the school year		89.07% (106/119)		89.07%	90%	90%					


Prepared By / Certified Correct :

  
MARISA L. DAHAN  
FAD CHIEF  
Date: 2021-11-10 10:37:12

In coordination with / Certified Correct :

  
JOY D. NUENA  
BUDGET OFFICER  
Date: 2021-11-10 10:37:12

Approved By :

  
FRANKLIN L. SALISID  
CAMPUS DIRECTOR  
Date: 2021-11-10 10:40:02