


FY 2023 PHYSICAL PLAN


Department : Department of Science and Technology (DOST)
 Agency : Philippine Science High School
 Operating Unit : Central Mindanao Campus
 Organization Code (UACS) : 19 016 0900010

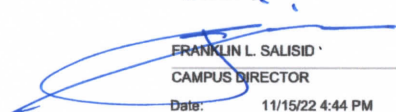
| Particulars | UACS CODE | Current Year Accomplishments | | | Physical Target (Budget Year) | | | | | Variance | Remarks |
|---|-----------------|------------------------------|----------|-------------------|-------------------------------|-----|-------------|-----------------|-----|----------|---|
| | | Actual | Estimate | Total | Total | 1st | 2nd Quarter | 3rd | 4th | | |
| 1 | 2 | 3 | 4 | 5 = 3 +4 | 6 = 7+8+9+10 | 7 | 8 | 9 | 10 | 11 | 12 |
| SCIENCE, TECHNOLOGY, ENGINEERING AND MATHEMATICS (STEM) SECONDARY EDUCATION ON SCHOLARSHIP BASIS PROGRAM | 310100000000000 | | | | | | | | | | |
| Outcome Indicators | | | | | | | | | | | |
| 1. Percentage of PSHSS graduates pursuing STEM courses | | 96.63% (86/89) | | 96.63% | 90% (82/91) | | | 90% (82/91) | | | |
| 2. Percentage of winnings/awards/recognition from the total number of STEM-related international (ASEAN included) competitions participated by the PSHSS Scholars | | 229% (16/7) | | 229% (16/7) | 85% | | | | 85% | | |
| 3. Percentile of PSHSS students in Math in the US-based Scholastic Aptitude Test (SAT) | | 94.8th percentile | | 94.8th percentile | 80th percentile | | | 80th percentile | | | |
| Output Indicators | | | | | | | | | | | |
| 1. Number of scholars supported | | 630 | | 630 | 656 | 630 | 630 | 656 | 656 | | Projected enrollees: Male=328; Female=328 |
| 2. Cohort survival rate: Percentage of scholars who advance to the succeeding grade level until they complete the 6-year scholarship period | | 95.56% (86/90) | | 95.56% | 90% (81/90) | | | 90% (81/90) | | | |
| 3. Percentage of winnings, awards and recognition from total number of national and international competitions participated | | 173% (26/15) | | 173% (26/15) | 85% | 85% | 85% | 85% | 85% | | |
| 4. Rank of the campuses based on the overall UPCAT scores of the PSHSS student-takers | | Top 6 | | Top 6 | Top 20 | | | Top 20 | | | |
| SCIENCE, TECHNOLOGY, ENGINEERING AND | 310200000000000 | | | | | | | | | | |

Department : Department of Science and Technology (DOST)
Agency : Philippine Science High School
Operating Unit : Central Mindanao Campus
Organization Code (UACS) : 19 016 0900010

| Particulars | UACS CODE | Current Year Accomplishments | | | Physical Target (Budget Year) | | | | | Variance | Remarks |
|---|-----------|------------------------------|---------------|----------|-------------------------------|---------------|-------------|-----|--------------------|----------|---------|
| | | Actual | Estimate | Total | Total | 1st | 2nd Quarter | 3rd | 4th | | |
| 1 | 2 | 3 | 4 | 5 = 3 +4 | 6 = 7+8+9+10 | 7 | 8 | 9 | 10 | 11 | 12 |
| MATHEMATICS (STEM) PROMOTION PROGRAM | | | | | | | | | | | |
| Outcome Indicator | | | | | | | | | | | |
| 1. Percentage of municipalities with applicants to the National Competitive Examination (NCE) | | N/A | 41% | 41% | 30% (28 out of 93) | | | | 30% (28 out of 93) | | |
| Output Indicators | | | | | | | | | | | |
| 1. Number of municipality recipients of promotional activities | | N/A | 60 | 60 | 40 | 5 | 5 | 10 | 20 | | |
| 2. Percentage of freshmen who were able to get a General Weighted Average (GWA) of 2.5 or better in the second quarter of the school year | | 97.5% (117/120) | N/A (117/120) | 97.5% | 90% (108/120) | 90% (108/120) | | | | | |

Prepared By :

MARISA L. DAHAN
FAD CHIEF
Date: 11/15/22 4:41 PM

In coordination with :

JON J. NUÑEZ
BUDGET OFFICER
Date: 11/15/22 4:41 PM

Approved By :

FRANKLIN L. SALISID
CAMPUS DIRECTOR
Date: 11/15/22 4:44 PM