

FY 2024 PHYSICAL PLAN

Department :Department of Science and Technology (DOST)  
 Agency/Entity :Philippine Science High School  
 Operating Unit :Central Mindanao Campus  
 Organization Code (UACS) :19 016 0900010

Particulars	UACS CODE	Current Year Accomplishments			Physical Target (Budget Year)					Variance	Remarks
		Actual Jan.1 - Sept.30	Estimate Oct.1 - Dec.30	Total	Total	1st Quarter	2nd Quarter	3rd Quarter	4th Quarter		
1	2	3	4	5=3+4	6=7+8+9+10	7	8	9	10	11	12
SCIENCE, TECHNOLOGY, ENGINEERING AND MATHEMATICS (STEM) SECONDARY EDUCATION ON SCHOLARSHIP BASIS PROGRAM	310100000000000										
Outcome Indicator(s)											
1. Percentage of PSHS graduates pursuing STEM courses		100% (91/91)		100 % (91/91)	90% (81/90)	-	-	-	90% (81/90)		
2. Percentage of winnings/awards/recognition from the total number of STEM-related international (ASEAN included) competitions participated by the PSHS Scholars		280% (28/10)		280% (28/10)	90%	90%	90%	90%	90%		
3. Percentile of PSHS students in Math in the US-based Scholastic Aptitude Test (SAT)			90.6th percentile	90.6th percentile	80th percentile	-	-	80th percentile	-		
Output Indicator(s)											
1. Number of scholars supported		658		658	679 (SY 2024-2025)	658 (SY 2023-2024)	658 (SY 2023-2024)	679 (SY 2024-2025)	679 (SY 2024-2025)		
2. Cohort survival rate: Percentage of scholars who advance to the succeeding grade level until they complete the 6-year scholarship period		100% (89/89)		100% (89/89)	90% (81/90)	-	90% (81/90)	-	-		
3. Percentage of winnings, awards and recognition from total number of national and international competitions participated		115% (15/13)		115% (15/13)	90%	90%	90%	90%	90%		
4. Rank of the campuses based on the overall UPCAT scores of the PSHS student-takers		Top 8		Top 8	Top 20	-	-	Top 20	-		


Department :Department of Science and Technology (DOST)  
Agency/Entity :Philippine Science High School  
Operating Unit :Central Mindanao Campus  
Organization Code (UACS) :19 016 0900010

Particulars	UACS CODE	Current Year Accomplishments			Physical Target (Budget Year)					Variance	Remarks
		Actual Jan.1 - Sept.30	Estimate Oct.1 - Dec.30	Total 5=3+4	Total 6=7+8+9+10	1st Quarter 7	2nd Quarter 8	3rd Quarter 9	4th Quarter 10		
1	2	3	4	5=3+4	6=7+8+9+10	7	8	9	10	11	12
SCIENCE, TECHNOLOGY, ENGINEERING AND MATHEMATICS (STEM) PROMOTION PROGRAM	3102000000000000										
Outcome Indicator(s)											
1. Percentage of municipalities with applicants to the National Competitive Examination (NCE)			76.34% (71/93)	76.34% (71/93)	50% (47/93)	-	-	-	50% (47/93)		
Output Indicator(s)											
1. Number of municipality recipients of promotional activities		65	12	77	50	5	10	25	10		
2. Percentage of freshmen who were able to get a General Weighted Average (GWA) of 2.5 or better in the second quarter of the school year		100% (120/120)		100% (120/120)	90% (108/120)	90% (108/120)	-	-	-		


Certified Correct:

  
JOY A. NUENA  
Budget Officer/Planning Officer Designate  
Date: November 7, 2023 07:41 AM


Certified Correct:

  
JOY A. NUENA  
Budget Officer/Planning Officer Designate  
Date: November 7, 2023 07:41 AM

Recommending Approval By:

  
MARISA L. DAHAN  
FAD Chief  
Date: November 7, 2023 07:42 AM

Approved By:

  
FRANKLIN L. SALISID  
Campus Director  
Date: November 7, 2023 09:38 AM