


Department of Science and Technology
PHILIPPINE SCIENCE HIGH SCHOOL - CENTRAL MINDANAO CAMPUS
Financial Performance Report
ALL FUNDS
as of June 30, 2020
(In thousand pesos)

| I. EXPENDITURES | | | | | | | | | | | | |
|---|---------------------------|--------------------|--------|--------|---------|----------------------|--------|--------|--------|---------------------|---|---------------------------|
| FUND SOURCE | FY 2020 APPROPRIATIONS | ALLOTMENT RECEIVED | | | | OBLIGATIONS INCURRED | | | | UTILIZATION RATE | REMARKS | |
| | | PS | MOOE | CO | TOTAL | PS | MOOE | CO | TOTAL | | | |
| Current Year Budget | 172,058 | 56,085 | 39,687 | 65,456 | 161,228 | 30,702 | 15,892 | 27,305 | 73,899 | 46% | Salaries and allowances of faculty and staff and other expenses as of June, 2020 - PSHSS GAD Activity - Salary Differential as of June, 2020 - RLP as of March, 2020 | |
| Agency Specific Budget | 169,191 | 53,522 | 39,383 | 65,456 | 158,361 | 28,926 | 15,740 | 27,305 | 71,971 | 45% | | |
| ASA - GASS - MOOE | 304 | 1,408 | 304 | | 304 | 721 | 152 | | 152 | 50% | | |
| SARO - MPBF | 1,408 | 1,155 | | | 1,408 | 1,055 | | | 721 | 51% | | |
| Automatic Appropriation | 1,155 | 0 | 0 | - | 1,155 | 0 | 0 | - | 1,055 | 91% | | |
| Continuing Appropriation | 0 | 0 | | | 0 | 0 | 0 | | 0 | 100% | | |
| Unobligated Allotment as of 12/31/19 | | | | | | | | | | | | |
| Regular PS | 0 | 0 | | | 0 | 0 | | | 0 | 100% | Scholarship/Grants Expenses - Amount offered re NBC 580 | |
| Regular MOOE | 0 | | 0 | | 0 | | 0 | | 0 | 100% | | |
| Regular Capital Outlay - Equipment | - | | | - | - | | | | - | 0% | | |
| TOTAL | 172,058 | 56,085 | 39,687 | 65,456 | 161,228 | 30,702 | 15,892 | 27,305 | 73,899 | 46% | | |
| OF WHICH: Key Program/Projects: | | | | | | | | | | | | |
| 1. Anti-corruption/Transparent, Accountable and Participatory Governance MPP 1: GASS | | | | | | | | | | | | |
| 2. Support to Operations | | | | | | | | | | | | |
| 2. Poverty Reduction and Empowerment of the Poor and Vulnerable | | | | | | | | | | | | |
| MPP1 : Administration of Scholarships for Secondary Science and Technology Education | | | | | | | | | | | | |
| - Operation of Secondary Science Education on Scholarship Basis | 116,908 | 56,085 | 39,687 | 10,306 | 106,078 | 30,702 | 15,892 | 1,602 | 48,196 | 45% | | |
| 3. Rapid, Inclusive and Sustained Economic Growth | | | | | | | | | | | | |
| MPP: Locally Funded Projects for Campus Development | | | | | | | | | | | | |
| 2020 Current Appropriations | | | | | | | | | | | | |
| 1. Completion of Academic Building I | 5,000 | | | 5,000 | 5,000 | | | 4,851 | 4,851 | 97% | | - On-going implementation |
| 2. Rehabilitation of School Buildings | 20,000 | | | 20,000 | 20,000 | | | 19,602 | 19,602 | 98% | | - On-going implementation |
| 3. Completion of Multi-Purpose Gymnasium | 25,000 | | | 25,000 | 25,000 | | | 1,250 | 1,250 | 5% | - Opening of Bids last June 15, 2020 for the Civil Works. On Post-Qualification stage. | |
| 4. Construction of Science Research Facility | 5,150 | | | 5,150 | 5,150 | | | | - | 0% | - For discontinuance due to NBC 580 | |


II. DISBURSEMENTS

| DISBURSEMENT AUTHORITY | FY 2020 CASH PROGRAM | | DISBURSEMENT AUTHORITIES RECEIVED/ ISSUED | ACTUAL DISBURSEMENTS | | | | | DISBURSEMENT RATE | REMARKS |
|--|----------------------|---------------|--|----------------------|--------|--------|--------|---------|----------------------|---------|
| | FULL YEAR | June MONTH | | as of June 30, 2020 | | | | | | |
| | | | | PS | MOOE | CO | TOTAL | | | |
| Notice of Cash Allocation (NCA) for: Current Year | 169,668 | 54,922 | 62,545 | 25,876 | 13,030 | 4,724 | 43,630 | 69.76% | | |
| Notice of Transfer Allocation (NTA) | | | 304 | | 304 | | 304 | 100.00% | | |
| Prior Year's A/PS | 74,784 | 34,797 | | 252 | 2,020 | 16,643 | 18,915 | 28.37% | | |
| Continuing Appropriations | 13 | | | | | | - | 0.00% | | |
| Terminal Leave Benefits | | | | | | | - | | | |
| Non Cash Availment Authority | | | | | | | - | | | |
| DOST-GIA and other fund releases | | | | | | | - | | | |
| Tax Remittance Advice | 12,618 | 5,077 | 3,820 | 2,850 | 181 | 789 | 3,820 | 100.00% | | |
| TOTAL | 257,083 | 94,796 | 66,669 | 28,978 | 15,535 | 22,156 | 66,669 | 100.00% | | |


Approved by:


FRANKLIN L. SALISID
 Director III
 Date: July 1, 2020

Certified Correct:


JOHN J. NUBAY
 Administrative Officer IV
 Date: July 1, 2020

Certified Correct:


ANALIZA V. LABARDA
 Accountant II
 Date: July 1, 2020