



STATEMENT OF ALLOTMENTS, OBLIGATIONS AND BALANCES
As of June 30, 2019

Fund 101
Operating Unit 10
Organization Code (UACS) 190160900010

P / A / P ALLOTMENT CLASS / OBJECT OF EXPENDITURE	OBJ CLASS (UACS)	APPRO	ALLOTMENT RECEIVED	REALIGNMENT	ADJUSTED ALLOTMENT	OBLIGATIONS INCURRED		Unobligated Balances of Allotment [8] = [3 - 7]	Remarks
[1]		[2]	[3]	[4]	[5]	This Report [6]	To Date [7]		[9]
CURRENT YEAR BUDGET									
A. PROGRAMS									
I. General Administration and Support									
b. Administration of Personnel Benefits									
Total A.I.b									
		11,086,000.00							
		11,086,000.00	-	-	-	-	-	-	
OPERATIONS									
OO: Increased Competitiveness of Filipinos in Science and Engineering									
I. STEM Secondary Education on Scholarship Basis Program									
a. Operations of School Campuses									
6. Central Mindanao									
PERSONNEL SERVICES									
	501000000								
Basic Salary - Civilian	5010101001	34,936,000.00	34,936,000.00		34,936,000.00	2,897,728.73	16,942,306.03	17,995,693.97	48%
PERA - Civilian	5010201001	1,656,000.00	1,656,000.00		1,656,000.00	139,749.77	823,513.77	832,486.23	50%
Representation Allowance	5010202000	222,000.00	222,000.00		222,000.00	8,500.00	66,000.00	156,000.00	30%
Transportation Allowance	5010203000	222,000.00	222,000.00		222,000.00	7,727.27	57,500.00	164,500.00	26%
Clothing / Uniform Allowance - Civilian	5010204001	414,000.00	414,000.00		414,000.00	-	408,000.00	6,000.00	99%
Subsistence Allowance - MC for S&T	5010205002	2,732,000.00	2,732,000.00		2,732,000.00	65,601.00	924,114.00	1,807,886.00	34%
Laundry Allowance - MC for S&T	5010206003	414,000.00	414,000.00		414,000.00	12,795.46	179,159.18	234,840.82	43%
Hazard Allowance - MC for S&T	5010211004	5,791,000.00	5,791,000.00		5,791,000.00	183,281.55	3,590,023.20	2,200,976.80	62%
Longevity Pay - MC for S&T	5010212003	1,599,000.00	1,599,000.00		1,599,000.00	152,861.21	833,614.96	765,385.04	52%
Mid-Year Bonus - Civilian	5010299036	2,912,000.00	2,912,000.00		2,912,000.00	-	2,787,037.00	124,963.00	96%
Bonus - Civilian	5010214001	2,912,000.00	2,912,000.00		2,912,000.00	-	-	2,912,000.00	0%
Cash Gift - Civilian	5010215001	345,000.00	345,000.00		345,000.00	-	-	345,000.00	0%
Productivity Enhancement Incentive-Civilian	5010299012	345,000.00	345,000.00		345,000.00	-	-	345,000.00	0%
Pag-Ibig - Civilian	5010302001	83,000.00	83,000.00		83,000.00	6,900.00	42,000.00	41,000.00	51%
Philhealth - Civilian	5010303001	363,000.00	363,000.00		363,000.00	29,738.67	180,759.75	182,240.25	50%
ECIP - Civilian	5010304001	83,000.00	83,000.00		83,000.00	6,900.00	42,000.00	41,000.00	51%
Other Personnel Benefits/Loyalty Award	5010499099	50,000.00	50,000.00		50,000.00	-	-	50,000.00	0%
Sub-Total, PS									
		55,081,000.00	55,081,000.00	-	55,081,000.00	3,511,783.66	26,876,027.89	28,204,972.11	49%
MOOE									
	5020000000								
Travelling Expenses - Local	5020101000	1,648,000.00	1,648,000.00		1,648,000.00	25,278.00	146,407.26	1,501,592.74	9%
Travelling Expenses - Foreign	5020102000	200,000.00	200,000.00		200,000.00	-	-	200,000.00	0%
Training Expenses	5020201000	500,000.00	500,000.00		500,000.00	16,099.00	375,894.82	124,105.18	75%
Scholarship/Grants Expenses	5020202000	22,310,000.00	22,310,000.00	(2,323,142.35)	19,986,857.65	53,989.80	9,737,674.85	10,249,182.80	49%
Office Supplies Expenses	5020301000	1,000,000.00	1,000,000.00		1,000,000.00	8,925.88	202,812.81	797,187.19	20%
ICT Office Supplies Expenses	5020301001	600,000.00	600,000.00		600,000.00	-	132,523.80	467,476.20	22%
Accountable Forms	5020302000	10,000.00	10,000.00		10,000.00	-	800.00	9,200.00	8%
Drugs and Medicines	5020307000	400,000.00	400,000.00		400,000.00	-	-	400,000.00	0%
Medical, Dental and Lab. Supplies	5020308000	600,000.00	600,000.00		600,000.00	-	15,177.89	584,822.11	3%
Fuel, Oil, and Lubricants Expense	5020309000	500,000.00	500,000.00		500,000.00	81,425.79	227,399.21	272,600.79	45%
Textbooks & Instructional Materials	5020311001	700,000.00	700,000.00		700,000.00	-	-	700,000.00	0%
Other Supplies and Materials Expenses	5020399000	990,000.00	990,000.00		990,000.00	11,250.00	295,176.18	694,823.82	30%
Electricity Expenses	5020402000	2,200,000.00	2,200,000.00		2,200,000.00	103,042.38	840,041.98	1,359,958.02	38%
Postage and Courier Services	5020501000	100,000.00	100,000.00		100,000.00	7,362.00	25,713.56	74,286.44	26%
Telephone Expenses - Mobile	5020502001	200,000.00	200,000.00		200,000.00	4,304.61	21,595.41	178,404.59	11%
Telephone Expenses - Landline	5020502002	20,000.00	20,000.00		20,000.00	-	6,837.92	13,162.08	34%
Internet Subscription Expenses	5020503000	380,000.00	380,000.00		380,000.00	47,205.92	230,119.16	149,880.84	61%
Extraordinary and Miscellaneous Exp.	5021003000	98,000.00	98,000.00		98,000.00	8,200.00	49,200.00	48,800.00	50%
Legal Services	5021101000	200,000.00	200,000.00		200,000.00	-	2,670.00	197,330.00	1%
Auditing Services	5021102000	15,000.00	15,000.00		15,000.00	-	-	15,000.00	0%
Consultancy Services	5021103000	100,000.00	100,000.00		100,000.00	-	-	100,000.00	0%
Other Professional Services	5021199000	350,000.00	350,000.00		350,000.00	-	41,220.00	308,780.00	12%
Janitorial Services	5021202000	713,000.00	713,000.00		713,000.00	64,121.59	469,754.08	243,245.92	66%
Security Services	5021203000	2,400,000.00	2,400,000.00	2,323,142.35	4,723,142.35	-	4,723,142.35	-	100%
Other General Services	5021299000	2,157,000.00	2,157,000.00		2,157,000.00	134,687.64	1,049,389.89	1,107,610.11	49%
Repairs & Maint. - School Buildings	5021304002	1,300,000.00	1,300,000.00		1,300,000.00	-	47,500.00	1,252,500.00	4%
Repairs & Maint. - Hostels & Dormitories	5021304006	150,000.00	150,000.00		150,000.00	-	10,400.00	139,600.00	7%
Repairs & Maint. - Office Equipment	5021305002	200,000.00	200,000.00		200,000.00	-	8,092.02	191,907.98	4%
Repairs & Maint. - ICT Equipment	5021305003	300,000.00	300,000.00		300,000.00	-	17,840.00	282,160.00	6%
Repairs & Maint. - Motor Vehicles	5021306001	300,000.00	300,000.00		300,000.00	-	62,740.00	237,260.00	21%
Repairs & Maint. - Other Machinery	5021305099	200,000.00	200,000.00		200,000.00	-	76,299.00	123,701.00	38%
Repairs & Maint. - Other Structures	5021304099	150,000.00	150,000.00		150,000.00	-	84,070.00	65,930.00	56%
Taxes, Duties and Licenses	5021501001	5,000.00	5,000.00		5,000.00	4,698.12	4,698.12	301.88	94%
Fidelity Bond Premiums	5021502000	98,000.00	98,000.00		98,000.00	22,500.00	115,650.00	(17,650.00)	118%
Insurance Expenses	5021503000	452,000.00	452,000.00		452,000.00	-	11,876.03	440,123.97	3%
Advertising Expenses	5029901000	27,000.00	27,000.00		27,000.00	-	-	27,000.00	0%
Printing and Publication Expenses	5029902000	49,000.00	49,000.00		49,000.00	-	4,030.00	44,970.00	8%
Representation Expenses	5029903000	308,000.00	308,000.00		308,000.00	96,000.00	257,365.34	50,634.66	84%
Transportation and Delivery Expenses	5029904000	27,000.00	27,000.00		27,000.00	-	-	27,000.00	0%
Rents - Building and Structures	5029905001	2,000.00	2,000.00		2,000.00	-	-	2,000.00	0%
Rents - Motor Vehicles	5029905003	85,000.00	85,000.00		85,000.00	3,000.00	70,000.00	15,000.00	82%
Membership Dues and Contributions	5029906000	6,000.00	6,000.00		6,000.00	-	-	6,000.00	0%
Subscription Expenses	5029907000	150,000.00	150,000.00		150,000.00	1,973.00	114,545.00	35,455.00	76%
Sub-Total, MOOE									
		42,200,000.00	42,200,000.00	-	42,200,000.00	694,063.73	19,478,656.68	22,721,343.32	46%



STATEMENT OF ALLOTMENTS, OBLIGATIONS AND BALANCES
As of June 30, 2019

Fund 101
Operating Unit 10
Organization Code (UACS) 190160900010

P / A / P ALLOTMENT CLASS / OBJECT OF EXPENDITURE [1]	OBJ CLASS (UACS) [2]	APPRO [3]	ALLOTMENT RECEIVED [4]	REALIGNMENT [5]	ADJUSTED ALLOTMENT [6]	OBLIGATIONS INCURRED		Unobligated Balances of Allotment [8] = [3 - 7]	Remarks [9]
						This Report [7]	To Date [8]		
CAPITAL OUTLAY - EQUIPMENT									
Technical & Scientific Equipment	5060405014	5,000,000.00	4,750,000.00		4,750,000.00	1,928,114.00	2,882,114.00	1,867,886.00	61%
Furniture and Fixtures	5060407001	5,000,000.00	5,000,000.00		5,000,000.00	-	-	5,000,000.00	0%
Office Equipment	5060405002	500,000.00	500,000.00		500,000.00	-	499,800.00	200.00	100%
Other Machinery and Equipment	5060405099	500,000.00	500,000.00		500,000.00	-	-	500,000.00	0%
Computer Software	5060602000	2,000,000.00	2,000,000.00		2,000,000.00	-	-	2,000,000.00	0%
Sub-Total, CO - Equipment		13,000,000.00	12,750,000.00	-	12,750,000.00	1,928,114.00	3,381,914.00	9,368,086.00	27%
Total A.I.a.6		110,281,000.00	110,031,000.00	-	110,031,000.00	6,133,961.39	49,736,598.57	60,294,401.43	45%
b. Policy Formulation, Program Planning and Standards Development									
6. Central Mindanao									
MOOE	502000000								
Other Professional Services	5021199000	-	13,700.00	-	13,700.00	13,700.00	13,700.00	-	100%
Sub-Total		-	13,700.00	-	13,700.00	13,700.00	13,700.00	-	100%
Total A.I.b.6		-	13,700.00	-	13,700.00	13,700.00	13,700.00	-	100%
II. STEM Promotion Program									
a. National Competitive Examination									
MOOE	502000000								
Travelling Expenses - Local	5020101000		74,500.00		74,500.00	23,691.50	23,691.50	50,808.50	32%
Fuel, Oil, and Lubricants Expense	5020309000		59,000.00		59,000.00	-	-	59,000.00	0%
Postage and Courier Services	5020501000		15,000.00		15,000.00	-	-	15,000.00	0%
Telephone Expenses - Mobile	5020502001		3,500.00		3,500.00	-	-	3,500.00	0%
Other Professional Services	5021199000		10,600.00		10,600.00	10,600.00	10,600.00	-	100%
Other General Services	5021299000		24,000.00		24,000.00	-	-	24,000.00	0%
Advertising Expenses	5029901000		65,000.00		65,000.00	-	-	65,000.00	0%
Rents - Motor Vehicles	5029905003		96,000.00		96,000.00	48,000.00	48,000.00	48,000.00	50%
Sub-Total A.II.a		-	347,600.00	-	347,600.00	82,291.50	82,291.50	265,308.50	24%
B. PROJECTS									
I. Locally Funded Projects									
g. PSHS Central Mindanao Campus - Region 10									
CAPITAL OUTLAY - BUILDINGS & OTHER STRUCTURES									
1. Completion of Science Research Facility	5060404099	40,000,000.00	40,000,000.00		40,000,000.00			40,000,000.00	0%
2. Implementation of K-12 Program (MITHI-ICT Infrastructure)	5060404099	7,000,000.00	7,000,000.00		7,000,000.00			7,000,000.00	0%
Total B.I.g		47,000,000.00	47,000,000.00	-	47,000,000.00	-	-	47,000,000.00	0%
AUTOMATIC APPROPRIATION									
PERSONNEL BENEFIT CONTRIBUTIONS									
b. Operations of School Campuses									
6. Central Mindanao									
Retirement and Life Insurance Premiums	5010301000	4,193,000.00	4,193,000.00		4,193,000.00	333,977.14	2,024,182.39	2,168,817.61	48%
Total RLIP		4,193,000.00	4,193,000.00	-	4,193,000.00	333,977.14	2,024,182.39	2,168,817.61	48%
TOTAL OTHER RELEASES		4,193,000.00	4,193,000.00	-	4,193,000.00	333,977.14	2,024,182.39	2,168,817.61	48%
TOTAL CURRENT YEAR BUDGET		172,560,000.00	161,686,300.00	-	161,686,300.00	6,563,930.03	51,866,772.46	109,728,527.54	32%
PRIOR YEAR BUDGET									
A. PROGRAMS									
II. Operations									
b. Operations of School Campuses									
6. Central Mindanao									
MOOE	502000000								
Training Expenses	5020201000	0.20	0.20	(0.20)	-				
Scholarship/Grants Expenses	5020202000	26,131.71	26,131.71	102.23	26,233.94		26,233.94	-	100%
ICT Office Supplies Expenses	5020301001	0.55	0.55	(0.55)	-				
Drugs and Medicines	5020307000	0.20	0.20	(0.20)	-				
Medical, Dental and Lab. Supplies	5020308000	0.86	0.86	(0.86)	-				
Other Supplies and Materials Expenses	5020399000	0.32	0.32	(0.32)	-				
Telephone Expenses - Mobile	5020502001	0.23	0.23	(0.23)	-				
Telephone Expenses - Landline	5020502002	0.31	0.31	(0.31)	-				
Internet Subscription Expenses	5020503000	0.77	0.77	(0.77)	-				
Consultancy Services	5021103000	17.42	17.42	(17.42)	-				
Other Professional Services	5021199000	0.13	0.13	(0.13)	-				
Janitorial Services	5021202000	0.20	0.20	(0.20)	-				
Security Services	5021203000	0.01	0.01	(0.01)	-				
Other General Services	5021299000	0.25	0.25	(0.25)	-				
Repairs & Maint. - School Buildings	5021304002	0.50	0.50	(0.50)	-				
Repairs & Maint. - Office Equipment	5021305002	0.06	0.06	(0.06)	-				
Repairs & Maint. - Other Structures	5021304099	0.50	0.50	(0.50)	-				
Taxes, Duties and Licenses	5021501001	1.88	1.88	(1.88)	-				
Fidelity Bond Premiums	5021502000	50.00	50.00	(50.00)	-				
Insurance Expenses	5021503000	25.51	25.51	(25.51)	-				
Advertising Expenses	5029901000	0.25	0.25	(0.25)	-				
Representation Expenses	5029903000	0.40	0.40	(0.40)	-				
Transportation and Delivery Expenses	5029904000	0.96	0.96	(0.96)	-				
Rents - Motor Vehicles	5029905003	0.72	0.72	(0.72)	-				
Total MOOE		26,233.94	26,233.94	0.00	26,233.94	-	26,233.94	-	100%



STATEMENT OF ALLOTMENTS, OBLIGATIONS AND BALANCES
As of June 30, 2019

Fund 101
Operating Unit 10
Organization Code (UACS) 190160900010

P / A / P ALLOTMENT CLASS / OBJECT OF EXPENDITURE [1]	OBJ CLASS (UACS)	APPRO [2]	ALLOTMENT RECEIVED [3]	REALIGNMENT [4]	ADJUSTED ALLOTMENT [5]	OBLIGATIONS INCURRED		Unobligated Balances of Allotment [8] = [3 - 7]	Remarks [9]
						This Report [6]	To Date [7]		
CAPITAL OUTLAY - EQUIPMENT									
Technical & Scientific Equipment	5060405014	9,524.00	9,524.00	(9,524.00)	-				
Furnitures and Fixtures	5060407001	407.00	407.00	(407.00)	-				
Office Equipment	5060405002	8,054.00	8,054.00	9,931.00	17,985.00	-	-	17,985.00	0%
Sub-Total, CO - Equipment		17,985.00	17,985.00	-	17,985.00	-	-	17,985.00	0%
Total A.II.b.6		44,218.94	44,218.94	0.00	44,218.94	-	26,233.94	17,985.00	59%
TOTAL PRIOR YEAR BUDGET		44,218.94	44,218.94	0.00	44,218.94	-	26,233.94	17,985.00	59%
GRAND TOTALS		172,604,218.94	161,629,518.94	0.00	161,629,518.94	6,563,930.03	51,883,006.40	109,746,512.54	32%
SUMMARY :									
General Administration and Support		11,086,000.00	-	-	-	-	-	-	
Sub-total, Current Appropriation		11,086,000.00	-	-	-	-	-	-	
OPERATIONS									
PERSONAL SERVICES		55,081,000.00	55,081,000.00	-	55,081,000.00	3,511,783.66	26,876,027.89	28,204,972.11	49%
MOOE		42,200,000.00	42,561,300.00	-	42,561,300.00	790,055.23	19,574,648.18	22,986,651.82	46%
CAPITAL OUTLAY-EQUIPMENT		13,000,000.00	12,750,000.00	-	12,750,000.00	1,928,114.00	3,381,914.00	9,368,086.00	27%
CAPITAL OUTLAY-LFP		47,000,000.00	47,000,000.00	-	47,000,000.00	-	-	47,000,000.00	0%
Sub-total, Current Appropriation		157,281,000.00	157,392,300.00	-	157,392,300.00	6,229,952.89	49,832,590.07	107,559,709.93	32%
AUTOMATIC APPROPRIATION		4,193,000.00	4,193,000.00	-	4,193,000.00	333,977.14	2,024,182.39	2,168,817.61	48%
Sub-total, Other Releases		4,193,000.00	4,193,000.00	-	4,193,000.00	333,977.14	2,024,182.39	2,168,817.61	48%
MOOE		26,233.94	26,233.94	-	26,233.94	-	26,233.94	-	100%
CAPITAL OUTLAY-EQUIPMENT		17,985.00	17,985.00	-	17,985.00	-	-	17,985.00	0%
Sub-total, Continuing Appropriation		44,218.94	44,218.94	-	44,218.94	-	26,233.94	17,985.00	59%
GRAND TOTALS		172,604,218.94	161,629,518.94	-	161,629,518.94	6,563,930.03	51,883,006.40	109,746,512.54	32%

Certified Correct :

JOY J. NUÑEZ
Administrative Officer IV
Date: June 27, 2019

Approved by :

FRANKLIN L. SALISID
OIC-Campus Director
Date: June 27, 2019

Department	: DEPARTMENT OF SCIENCE AND TECHNOLOGY
Agency/Entity	: PHILIPPINE SCIENCE HIGH SCHOOL
Operating Unit	: CENTRAL MINDANAO CAMPUS
Organization Code (UACS)	: 19-016-09-00010
Fund Cluster	: 91

[illegible]

²² Amounts should tally with the grand total disbursements (column 27)

Certified Correct:

ANALIZA V. LABA
Agency Chief Accountant
Date: 07/01/2019

Date: 07/01/2019

Recommending Approval By:

MARISALY DAHAN
Chief, Finance and Administrative Division
Date: 07/01/2019

Date: 07/01/2019

Approved By:

FRANKLIN L. SALSIDO
Agency/Entity Head or Authorized Representative
Date: 07/01/2019


Date: 07/01/2019

Department of Science and Technology
PHILIPPINE SCIENCE HIGH SCHOOL - CENTRAL MINDANAO CAMPUS
Financial Performance Report
ALL FUNDS
as of June 30, 2019
(In thousand pesos)


I. EXPENDITURES												
FUND SOURCE	FY 2019 APPROPRIATIONS	ALLOTMENT RECEIVED (Obligational Authority 25%)				OBLIGATIONS INCURRED				UTILIZATION RATE	REMARKS	
		PS	MOOE	CO	TOTAL	PS	MOOE	CO	TOTAL			
Current Year Budget	172,922	59,274	42,562	59,750	161,586	28,900	19,575	3,382	51,857	32%		
Agency Specific Budget	168,367	55,081	42,200	59,750	157,031	26,876	19,479	3,382	49,737	32%	- Salaries and allowances of faculty & staff, Clothing Allowance & MYB FY 2019 and other expenses as of June, 2019	
ASA - NCE	348		348		348		82		82	24%	- Expenses relative to NCE 2019	
ASA - Policy/MOOE A.I.I.c	14		14		14		14		14	100%	- Honorarium as TWG	
Automatic Appropriation	4,193	4,193			4,193	2,024			2,024	48%	- RLIP as of June, 2019	
Continuing Appropriation	44	-	26	18	44	-	26	-	26	59%		
Unobligated Allotment as of 12/31/18												
Regular MOOE	26		26		26		26		26	100%	- Scholarship/Grants Expenses	
Regular Capital Outlay - Equipment	18			18	18				-	0%		
TOTAL	172,966	59,274	42,588	59,768	161,630	28,900	19,601	3,382	51,883	32%		
OF WHICH:												
Key Program/Projects:												
1 Anti-corruption/Transparent, Accountable and Participatory Governance												
MPP 1: GASS												
2. Support to Operations												
2 Poverty Reduction and Empowerment of the Poor and Vulnerable												
MPP1 : Administration of Scholarships for Secondary Science and Technology Education												
- Operation of Secondary Science Education on Scholarship Basis												
3 Rapid, Inclusive and Sustained Economic Growth												
MPP: Locally Funded Projects for Campus Development												
2019 Current Appropriations												
1. Completion of Science Research Facility	40,000				40,000				-	0%	- For Bidding	
2. Implementation of K-12 Program (MITH-CT Infrastructure)	7,000				7,000				-	0%	- On Post-Qualification stage	

II. DISBURSEMENTS										
DISBURSEMENT AUTHORITY	FY 2019 CASH PROGRAM		DISBURSEMENT AUTHORITIES RECEIVED/ ISSUED	ACTUAL DISBURSEMENTS					DISBURSEMENT RATE	REMARKS
	FULL YEAR	June MONTH		PS	MOOE	CO	TOTAL			
		as of June 28, 2019								
Notice of Cash Allocation (NCA) for: Current Year	164,379	58,511	48,045	25,828	15,646	1,308	42,782	89.05%		
Notice of Transfer Allocation (NTA)										
Prior Year's A/Ps	108,210	69,628	32,579	987	6,110	30,717	37,814	43.89%		
Continuing Appropriations	44				26		26	0.03%		
Terminal Leave Benefits							-			
Non Cash Availment Authority							-			
DOST-GIA and other fund releases							-			
Tax Remittance Advice	14,109	6,854	5,541	2,975	453	2,115	5,543	100.04%		
TOTAL	286,742	134,993	86,165	29,790	22,235	34,140	86,165	100.00%		


Approved by:


FRANKLIN L. SALISID
 OIC - Campus Director
 Date: July 1, 2019

Certified Correct:


JOY V. NUEMAY
 Administrative Officer IV
 Date: July 1, 2019

Certified Correct:


ANALIZA V. LABARDA
 Accountant II
 Date: July 1, 2019