

MONTHLY REPORT OF DISBURSEMENTS
For the month of December, 2022

Department : DEPARTMENT OF SCIENCE AND TECHNOLOGY
Agency/Entity : PHILIPPINE SCIENCE HIGH SCHOOL
Operating Unit : CENTRAL MINDANAO CAMPUS
Organization Code (UACS) : 19-016-08-00010
Fund Cluster : 01


Particulars	Current Year Budget					Prior Year's Budget										SUB- TOTAL	Trust Liabilities				
	PS	MOOE	FinEx	CO	TOTAL	Prior Year's Accounts Payable					Current Year's Accounts Payable						TOTAL	P	MOOE	C	TOTAL
						PS	MOOE	FinEx	CO	Sub-Total	PS	MOOE	FinEx	CO	Sub-Total						
1	2	3	4	5	6=(2+3+4+5)	7	8	9	10	11=(7+8+9+10)	12	13	14	15	16=(12+13+14+15)	17=(11+16)	18=(6+17)	19	20	21	22=(18+20+21)
CASH DISBURSEMENTS																					
Notice of Cash Allocation (NCA)	8,332,640.53	7,197,739.45	-	-	15,530,379.98	-	19,999.27	-	1,124,128.75	1,144,128.02	-	-	-	-	-	1,144,128.02	16,674,508.00	-	-	-	-
MDS Checks	312,078.63	2,875,942.43			3,188,021.06		19,999.27		1,124,128.75	1,144,128.02						1,144,128.02	4,332,149.08				
Advice to Debit Account	8,020,561.90	4,321,797.02			12,342,358.92												12,342,358.92				
Notice of Transfer Allocations (NTA)	-	-	-	-	-	-	-	-	-	-	-	-	-	-	-	-	-	-	-	-	-
MDS Checks																					
Advice to Debit Account																					
Working Fund For FAPs																					
Cash Disbursement Ceiling (CDC)																					
TOTAL CASH DISBURSEMENTS	8,332,640.53	7,197,739.45	-	-	15,530,379.98	-	19,999.27	-	1,124,128.75	1,144,128.02	-	-	-	-	-	1,144,128.02	16,674,508.00	-	-	-	-
NON-CASH DISBURSEMENTS																					
Tax Remittance Advices Issued (TRA)	323,883.03	153,154.53			477,037.56																
Non-Cash Availment Authority (NCAA)																					
Disbursements effected through outright deductions from claims (please specify...)																					
Overpayment of expenses (e.g., personnel benefits)																					
Restitution for loss of government property																					
Liquidated damages and similar claims																					
Others (TEF, BTr Documentary Stamp Tax, etc.)																					
TOTAL NON-CASH DISBURSEMENTS	323,883.03	153,154.53	-	-	477,037.56	-	-	-	-	-	-	-	-	-	-	-	477,037.56	-	-	-	-
GRAND TOTAL	8,656,523.56	7,350,893.98	-	-	16,007,417.54	-	19,999.27	-	1,124,128.75	1,144,128.02	-	-	-	-	-	1,144,128.02	17,151,545.56	-	-	-	-

SUMMARY:	Previous Report	This month	As at Date	Previous Report	TI
Total Disbursement Authorities Received				Total Disbursements Program	162,895,000.00
NCA	112,117,804.00	16,623,508.00	128,741,312.00	Less: * Actual Disbursements	120,769,662.42
NTA	531,900.00	51,000.00	582,900.00		
Working Fund	-	-	-	(Over)/Under spending	42,125,337.58
TRA	8,104,658.42	477,037.56	8,581,695.98		
CDC					
NCAA					
Less: Notice of Transfer of Allocations (NTA)* issued					
Total Disbursement Authorities Available	120,754,362.42	17,151,545.56	137,905,907.98		
Less:					
Lapsed NCA Disbursements **	9,361.63		9,361.63		
Less: Other Non-Cash Disbursements	120,769,662.42	17,151,545.56	137,921,207.98		
Disbursements effected through outright deductions from claims					
Overpayment of expenses (e.g., personnel benefits)					
Restitution for loss of government property					
Liquidated damages and similar claims					
Others (e.g., TEF, BTr Docs Stamp, etc.)					
Add/Less: Adjustments (e.g., cancelled/staled checks)	24,661.63		24,661.63		
Balance of Disbursement Authorities as at date	-	-	-		


Notes: * The use of NTA is discouraged

** Amounts should tally with the grand total disbursements (column 22).


Certified Correct:


JOCELYN B. GERALI
Accountant
Date: 01/05/2023

Recommending Approval By:


MARISA L. DAHAN
FAD Chief
Date: 01/05/2023

Approved By:


FRANKLIN L. SALISID
Director
Date: 01/05/2023