

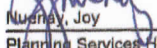
## FY 2018 PHYSICAL PLAN

Department: Department of Science and Technology (DOST)  
 Agency: Philippine Science High School  
 Operating Unit: Central Mindanao Campus  
 Organization Code (UACS): 190160900010  
 Report Status: APPROVED

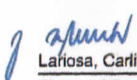
Particulars	UACS CODE	Current Year's Accomplishment			Physical Target (Budget Year)					Variance	Remarks
		Actual Jan.1-Sept.30	Estimate Oct.1-Dec.30	Total 5=3+4	Total 6=7+8+9+10	1st Quarter 7	2nd Quarter 8	3rd Quarter 9	4th Quarter 10		
1	2	3	4	5=3+4	6=7+8+9+10	7	8	9	10	11=6-5	12
Part A											
I. Organizational Outcome											
OO : Increased competitiveness of Filipinos in Science and Engineering	310100000000000										
SCIENCE, TECHNOLOGY, ENGINEERING AND MATHEMATICS (STEM) SECONDARY EDUCATION ON SCHOLARSHIP BASIS PROGRAM											
Outcome Indicators											
1. Percentage of PSHS graduates pursuing STEM courses					90%			90%		90%	No accomplishment yet due to K-12 implementation
2. Percentage of winnings/awards/recognition from the		20%	20%	40%	80%			80%		40%	Pro-active in searching for STEM-related international competitions; can't comply with the 1-month request for Travel Order due to invitations are late
total number of STEM-related international (ASEAN											
included) competitions participated by the PSHS											
Scholars											
3. Percentile of PSHS students in Math in the US-based		80th percentile		80th percentile	80th percentile	80th percentile				0%	Conduct intensive review of scholars
Scholastic Aptitude Test (SAT)											
Output Indicators											
1. Cohort survival rate: Percentage of scholars who		99%		99%	90%			90%		-9%	more aggressive re: campaign/monitoring of scholars
advance to the succeeding grade level until they											
complete the 6-year scholarship period											
2. Percentage of winnings, awards and recognition		82%	8%	90%	90%				90%	0%	Thorough coaching to equip scholars to win; High cost of airfare due to late booking/receipt of Travel Order to participate in international competitions
from total number of national and international											
competitions participated											
3. Rank of the campuses based on the overall UPCAT			Top 20	Top 20	Top 20				Top 20	0%	Conduct intensive review for student-takers

Particulars	UACS CODE	Current Year's Accomplishment			Physical Target (Budget Year)					Variance	Remarks
		Actual Jan.1-Sept.30	Estimate Oct.1-Dec.30	Total 5=3+4	Total 6=7+8+9+10	1st Quarter	2nd Quarter	3rd Quarter	4th Quarter		
1	2	3	4	5=3+4	6=7+8+9+10	7	8	9	10	11=6-5	12
scores of the PSHS student-takers											
SCIENCE, TECHNOLOGY, ENGINEERING AND MATHEMATICS (STEM) PROMOTION PROGRAM											
Outcome Indicator											
1. Percentage of municipalities with applicants to the National Competitive Examination (NCE)		48%		48%	50%			50%		2%	Some municipalities in Region 10 are unsafe to have NCE Caravan; go to other municipalities in nearby regions
Output Indicators											
1. Number of municipality recipients of promotional activities		45		45	137			93		48	There are 9 cities and 84 municipalities in Region 10
2. Percentage of freshmen who were able to get a General Weighted Average (GWA) of 2.5 or better in the second quarter of the school year			85%	85%	90%				90%	5%	Second quarter will end on December


Prepared By:

  
Nuenay, Joy  
Planning Services Head / Planning Officer  
Date: 20/Nov/2017

In coordination with:

  
Larrosa, Carlito  
Financial Services Head / Budget Officer  
Date: 20/Nov/2017

Approved By:

  
Pagorogan, Lorvi  
Agency Head / Department Secretary  
Date: 20/Nov/2017

This report was generated using the Unified Reporting System on 21/11/2017 07:40

BED Level: 01 - Agency Submission (NEP)