


Department of Science and Technology
 PHILIPPINE SCIENCE HIGH SCHOOL - CENTRAL MINDANAO CAMPUS
Financial Performance Report
ALL FUNDS
as of October 31, 2018
 (In thousand pesos)

I. EXPENDITURES											
FUND SOURCE	FY 2018	ALLOTMENT RECEIVED				OBLIGATIONS INCURRED				UTILIZATION	REMARKS
	APPROPRIATIONS	PS	MOOE	CO	TOTAL	PS	MOOE	CO	TOTAL	RATE	
Current Year Budget	203,389	53,768	44,997	89,258	188,023	43,518	32,576	84,969	161,063	86%	
Agency Specific Budget	193,098	44,426	44,048	89,258	177,732	35,775	31,797	84,969	152,541	86%	- Salaries and allowances of faculty and staff & other expenses as of October, 2018 and Mid-Year Bonus CY 2018
SARO - GAS - PS	5,279	5,279			5,279	4,329			4,329	82%	
ASA - NCE	565		565		565		396		396	70%	- NCE Campaign & Administration 2018
ASA - Policy/MOOE A.I.b	46		46		46		45		45	98%	- Honorarium as TWG
ASA - STEM Promotional Activities	338		338		338		338		338	100%	- PSHS Science Research Summit 2018
Special Purpose Funds											
Pension & Gratuity	257	257			257	257			257	100%	- Monetization of Leave Credits
Automatic Appropriation	3,806	3,806			3,806	3,157			3,157	83%	- RLIP as of October, 2018
TOTAL	203,389	53,768	44,997	89,258	188,023	43,518	32,576	84,969	161,063	86%	
OF WHICH:											
Key Program/Projects:											
1 Anti-corruption/Transparent, Accountable and Participatory Governance											
MPP 1: GASS											
2. Support to Operations											
2 Poverty Reduction and Empowerment of the Poor and Vulnerable											
MPP1 : Administration of Scholarships for Secondary Science and Technology Education											
- Operation of Secondary Science Education on Scholarship Basis	121,489	53,768	44,997	7,358	106,123	43,518	32,576	6,915	83,009	78%	
3 Rapid, Inclusive and Sustained Economic Growth											
2018 Current Appropriations											
1. Repair/Rehabilitation of Academic Buildings I and II	10,000			10,000	10,000			8,754	8,754	88%	- On-going implementation
2. Repair/Rehabilitation of Dormitory Buildings I and II	20,000			20,000	20,000			19,835	19,835	99%	- Awarded to N-Asiacom Builders
3. Construction of Science Research Facility, Phase 1	30,000			30,000	30,000			29,468	29,468	98%	- Awarded to ELJ Builders Incorporated
4. Construction of Storage Room	5,000			5,000	5,000			4,764	4,764	95%	- On-going implementation
5. Upgrading of Perimeter Fence and Guard House	10,000			10,000	10,000			9,078	9,078	91%	- Awarded to N-Asiacom Builders
6. Construction of Concrete Students' Kiosk	2,400			2,400	2,400			2,118	2,118	88%	- On-going implementation
7. Rehabilitation and Improvement of Existing Water System	2,000			2,000	2,000			1,727	1,727	86%	- Awarded to Al Fahdel Construction & Engineering
8. Installation of Water Purifying Treatment System	2,500			2,500	2,500			2,310	2,310	92%	- On-going implementation

II. DISBURSEMENTS

DISBURSEMENT AUTHORITY	FY 2018 CASH PROGRAM		DISBURSEMENT AUTHORITIES RECEIVED/ ISSUED	ACTUAL DISBURSEMENTS				DISBURSEMENT RATE	REMARKS
	FULL YEAR	October MONTH		PS	MOOE	CO	TOTAL		
Notice of Cash Allocation (NCA) for: Current Year	188,751	159,516	195,256	38,255	28,889	6,231	73,375	37.58%	
Notice of Transfer Allocation (NTA)			371		371		371	100.00%	
Prior Year's A/Ps	114,247	114,247		111	1,038	86,565	87,714	42.28%	
Continuing Appropriations							-		
Terminal Leave Benefits							-		
Non Cash Availment Authority							-		
DOST-GIA and other fund releases							-		
Tax Remittance Advice	13,727	11,708	11,823	4,973	425	6,425	11,823	100.00%	
TOTAL	316,725	285,471	207,450	43,339	30,723	99,221	173,283	83.53%	


Approved by:


ENGR. LORVI B. PAGOROGON

Director III

Date: October 31, 2018


Certified Correct:


JOY V. NUENAY

Administrative Officer IV

Date: October 31, 2018

Certified Correct:


ANALIZA V. LABARDA, CPA

Accountant II

Date: October 31, 2018