


Department of Science and Technology  
 PHILIPPINE SCIENCE HIGH SCHOOL - CENTRAL MINDANAO CAMPUS  
**Financial Performance Report**  
**ALL FUNDS**  
**as of August 31, 2019**  
 (In thousand pesos)

<b>I. EXPENDITURES</b>											
FUND SOURCE	FY 2019 APPROPRIATIONS	ALLOTMENT RECEIVED (Obligational Authority 25%)				OBLIGATIONS INCURRED				UTILIZATION RATE	REMARKS
		PS	MOOE	CO	TOTAL	PS	MOOE	CO	TOTAL		
Current Year Budget	172,943	59,274	42,583	59,750	161,607	36,917	27,121	10,093	74,131	46%	
Agency Specific Budget	168,367	55,081	42,200	59,750	157,031	34,240	26,858	10,093	71,191	45%	- Salaries and allowances of faculty & staff. - Clothing Allowance & MYB FY 2019 and other expenses as of August, 2019
ASA - NCE	348		348		348		228		228	66%	- Expenses relative to NCE 2019
ASA - Policy/MOOE A.II.c	35		35		35		35		35	100%	- Honorarium as TWG, 2019 Readiness Exam
Automatic Appropriation	4,193	4,193			4,193	2,677			2,677	64%	- RLIP as of August, 2019
Continuing Appropriation	44	-	26	18	44	-	26	-	26	59%	
Unobligated Allotment as of 12/31/18											
Regular MOOE	26		26		26		26		26	100%	- Scholarship/Grants Expenses
Regular Capital Outlay - Equipment	18			18	18				-	0%	
<b>TOTAL</b>	<b>172,987</b>	<b>59,274</b>	<b>42,609</b>	<b>59,768</b>	<b>161,651</b>	<b>36,917</b>	<b>27,147</b>	<b>10,093</b>	<b>74,157</b>	<b>46%</b>	
OF WHICH:											
Key Program/Projects:											
1 Anti-corruption/Transparent, Accountable and Participatory Governance MPP 1: GASS											
2. Support to Operations											
2 Poverty Reduction and Empowerment of the Poor and Vulnerable MPP1 : Administration of Scholarships for Secondary Science and Technology Education - Operation of Secondary Science Education on Scholarship Basis	125,987	59,274	42,609	12,768	114,651	36,917	27,147	10,093	74,157	65%	
3 Rapid, Inclusive and Sustained Economic Growth MPP: Locally Funded Projects for Campus Development											
<b>2019 Current Appropriations</b>											
1. Completion of Science Research Facility	40,000			40,000	40,000				-	0%	- Waiting for submission of tenders documents.
2. Implementation of K-12 Program (MITHI-ICT Infrastructure)	7,000			7,000	7,000				-	0%	- On-going Implementation.


**II. DISBURSEMENTS**

DISBURSEMENT AUTHORITY	FY 2019 CASH PROGRAM		DISBURSEMENT AUTHORITIES RECEIVED/ ISSUED	ACTUAL DISBURSEMENTS				DISBURSEMENT RATE	REMARKS
	FULL YEAR	August MONTH		PS	MOOE	CO	TOTAL		
Notice of Cash Allocation (NCA) for: Current Year	164,379	79,389	75,524	32,374	21,147	1,437	54,958	72.77%	
Notice of Transfer Allocation (NTA)			383		383		383	100.00%	
Prior Year's A/Ps	108,210	81,628	32,579	1,052	6,110	45,957	53,119	45.64%	
Continuing Appropriations	44				26		26	0.02%	
Terminal Leave Benefits							-		
Non Cash Availment Authority							-		
DOST-GIA and other fund releases							-		
Tax Remittance Advice	14,109	9,072	7,909	3,823	562	3,524	7,909	100.00%	
<b>TOTAL</b>	<b>286,742</b>	<b>170,089</b>	<b>116,395</b>	<b>37,249</b>	<b>28,228</b>	<b>50,918</b>	<b>116,395</b>	<b>100.00%</b>	


Approved by:

  
**FRANKLIN L. SALISID**  
 Campus Director  
 Date: Aug. 31, 2019

Certified Correct:

  
**JOY V. NUENA**  
 Administrative Officer IV  
 Date: Aug. 31, 2019

Certified Correct:

  
**ANALIZA V. LABARDA**  
 Accountant II  
 Date: Aug. 31, 2019