




QUARTERLY PHYSICAL REPORT OF OPERATION
As of June 30, 2021

Department : Department of Science and Technology (DOST)
Agency : Philippine Science High School
Operating Unit : Central Mindanao Campus
Organization Code (UACS) : 19 016 0900010

Particulars	UACS CODE	Physical Target (Budget Year)					Physical Accomplishment (Budget Year)					Variance	Remarks
		1st Quarter	2nd Quarter	3rd Quarter	4th Quarter	Total	1st Quarter	2nd Quarter	3rd Quarter	4th Quarter	Total		
1	2	3	4	5	6	7	8	9	10	11	12	13	14
SCIENCE, TECHNOLOGY, ENGINEERING AND MATHEMATICS	31010000000000												
OO : Increased competitiveness of Filipinos in Science and Engineering													
Outcome Indicators													
1. Percentage of PSHS graduates pursuing STEM courses				90%		90%	NA	100%			100%	10%	86/86
2. Percentage of winnings/awards/recognition from the total number of STEM-related international (ASEAN included) competitions participated by the PSHS				80%		80%	NA	650%			650%	570%	13 winnings out of 2 competitions
Scholars													
3. Percentile of PSHS students in Math in the US-based Scholastic Aptitude Test (SAT)			80th percentile			80th percentile	NA	NA					
Output Indicators													
1. Number of scholars supported				600		600	NA	NA					
2. Cohort survival rate: Percentage of scholars who advance to the succeeding grade level until they complete the 6-year scholarship period				90%		90%	NA	95.56%			95.56%	5.56%	86/90
3. Percentage of winnings, awards and recognition from total number of national and international competitions participated				90%		90%	200%	350%			275%	195%	22 winnings out of 8 competitions
4. Rank of the campuses based on the overall UPCAT scores of the PSHS student-takers				Top 20		Top 20	NA	NA					
SCIENCE, TECHNOLOGY, ENGINEERING AND MATHEMATICS	31020000000000												
OO : Increased competitiveness of Filipinos in Science and Engineering													
Outcome Indicator													
1. Percentage of municipalities with applicants to the National Competitive Examination (NCE)				50%		50%	NA	NA					
Output Indicators													
1. Number of municipality recipients of promotional activities				48		48	NA	NA					
2. Percentage of freshmen who were able to get a General Weighted Average (GWA) of 2.5 or better in the second quarter of the school year					90%	90%	89.07%	NA			89.07%	-0.93%	106 out of 119 scholars were able to get GWA of 2.5 or better for SY 2020-2021

Prepared By:

MARISA L. DAHAN
SAO/FAD CHIEF
2021-07-08 15:02:55

In coordination with:

JOY M. NUEMY
BUDGET OFFICER
2021-07-08 15:02:55

Approved By:

FRANKLIN L. SALISID
CAMPUS DIRECTOR
2021-07-19 15:14:02