


QUARTERLY PHYSICAL REPORT OF OPERATION
As at the Quarter Ending December 31, 2019

Department : DEPARTMENT OF SCIENCE AND TECHNOLOGY
Agency : PHILIPPINE SCIENCE HIGH SCHOOL
Operating Units : CENTRAL MINDANAO CAMPUS
Organization Code (UACS) : 190160900010


/	Current Year Appropriations
	Supplemental Appropriations
	Continuing Appropriations
	Off-Budget Account

Particulars	UACS Code	Physical Targets					Physical Accomplishments					Variance as December 31, 2019	Remarks
		1st Quarter	2nd Quarter	3rd Quarter	4th Quarter	Total	1st Quarter	2nd Quarter	3rd Quarter	4th Quarter	Total		
1	2	3	4	5	6	7=(3+4+5+6)	8	9	10	11	12=(8+9+10+11)	13	14
Part A													
I. Organizational Outcome													
OO: Increased competitiveness of Filipinos in Science and Engineering	310100000000000												
SCIENCE, TECHNOLOGY, ENGINEERING AND MATHEMATICS (STEM) SECONDARY EDUCATION ON SCHOLARSHIP BASIS PROGRAM													
Outcome Indicators													
1. Percentage of PSHS graduates pursuing STEM courses				90%		90%		100%			100%		81/81
2. Percentage of winnings/awards/recognition from the total number of STEM-related international (ASEAN included) competitions participated by the PSHS Scholars				80%		80%				100%	100%		5/5
3. Percentile of PSHS students in Math in the US-based Scholastic Aptitude Test (SAT)				80th percentile		80th percentile		92.5 percentile			92.5 percentile		
Output Indicators													
1. Number of scholars supported				532					535		535		
2. Cohort survival rate: Percentage of scholars who advance to the succeeding grade level until they complete the 6-year scholarship period				90%		90%		92%			92%		81/88
3. Percentage of winnings, awards and recognition from the total number of national and international competitions participated				90%		90%				200%	200%		24/12
4. Rank of the campuses based on the overall UPCAT scores of the PSHS student-takers				Top 20		Top 20		10th			10th		Top 10th based on Regional Campuses ranking
SCIENCE, TECHNOLOGY, ENGINEERING AND MATHEMATICS (STEM) PROMOTION PROGRAM													
Outcome Indicators													
1. Percentage of municipalities with applicants to the National Competitive Examination (NCE)				50%		50%			72%		72%		
Output Indicators													
1. Number of municipality recipients of promotional activities				48		48			74		74		
2. Percentage of freshmen who were able to get a General Weighted Average (GWA) of 2.5 or better in the second quarter of the school year				90%		90%		100%			100%		


Prepared by:


MARISA L. DAHAN, CPA, MPA
SAO / Chief, FAD
Date: January 7, 2020

In coordination with:


JOY S. NUEMY
Administrative Officer IV
Date: January 7, 2020

Approved By:


FRANKLIN L. SALISID
Campus Director
Date: January 7, 2020