

STATEMENT OF APPROPRIATIONS, ALLOTMENTS, OBLIGATIONS, DISBURSEMENTS AND BALANCES
As at the Quarter Ending June 30, 2024

Department : Department of Science and Technology (DOST)
 Agency/Entity : Philippine Science High School
 Operating Unit : Central Mindanao Campus
 Organization Code (UACS) : 19 016 0900010
 Fund Cluster : 01 - Regular Agency Fund

X	Current Year Appropriations
	Supplemental Appropriations
	Continuing Appropriations

(e.g. UACS Fund Cluster: 01-Regular Agency Fund, 02-Foreign Assisted Projects Fund, 03-Special Account-Locally Funded/Domestic Grants Fund, and 04-Special Account-Foreign Assisted/Foreign Grants Fund)

Particulars	UACS CODE	Appropriations			Allotments		Current Year Obligations							Current Year Disbursements				Balances					
		Authorized Appropriations	Adjustments (Transfer To/From, Modifications/ Augmentations)	Adjusted Appropriations	Allotments Received	Adjustments (Reductions, Modifications/ Augmentations)	Transfer To	Transfer From	Adjusted Allotments	1st Quarter Ending March 31	2nd Quarter Ending June 30	3rd Quarter Ending September 30	4th Quarter Ending December 31	Total	1st Quarter Ending March 31	2nd Quarter Ending June 30	3rd Quarter Ending September 30	4th Quarter Ending December 31	Total	Unreleased Appropriations	Unobligated Allotments	Unpaid Obligations (15-20)=(23+24)	
		3	4	5=(3+4)	6	7	8	9	10=(6+7)+8+9	11	12	13	14	15=(11+12+13+14)	16	17	18	19	20=(16+17+18+19)	21	22	23	24
I. Agency Specific Budget		153,223,000.00	73,300.00	153,296,300.00	144,472,000.00	0.00	0.00	73,300.00	144,545,300.00	48,394,794.55	28,806,142.70	0.00	0.00	77,200,937.25	25,098,165.12	40,461,389.08	0.00	0.00	65,559,554.12	8,751,000.00	67,289,922.75	897,576.48	10,801,246.65
General Administration and Support	10000000000000	8,551,000.00	67,700.00	8,618,700.00	0.00	0.00	0.00	67,700.00	67,700.00	0.00	57,440.00	0.00	0.00	57,440.00	0.00	57,440.00	0.00	0.00	57,440.00	8,551,000.00	10,260.00	0.00	0.00
General Management and Supervision	100000100001000	0.00	67,700.00	67,700.00	0.00	0.00	0.00	67,700.00	67,700.00	0.00	57,440.00	0.00	0.00	57,440.00	0.00	57,440.00	0.00	0.00	57,440.00	0.00	10,260.00	0.00	0.00
MODE		0.00	67,700.00	67,700.00	0.00	0.00	0.00	67,700.00	67,700.00	0.00	57,440.00	0.00	0.00	57,440.00	0.00	57,440.00	0.00	0.00	57,440.00	0.00	10,260.00	0.00	0.00
Administration of Personnel Benefits	100000100002000	8,551,000.00	0.00	8,551,000.00	0.00	0.00	0.00	0.00	0.00	0.00	0.00	0.00	0.00	0.00	0.00	57,440.00	0.00	0.00	57,440.00	8,551,000.00	0.00	0.00	0.00
PS		8,551,000.00	0.00	8,551,000.00	0.00	0.00	0.00	0.00	0.00	0.00	0.00	0.00	0.00	0.00	0.00	57,440.00	0.00	0.00	57,440.00	8,551,000.00	0.00	0.00	0.00
Sub-Total, General Administration and Support		8,551,000.00	67,700.00	8,618,700.00	0.00	0.00	0.00	67,700.00	67,700.00	0.00	57,440.00	0.00	0.00	57,440.00	0.00	57,440.00	0.00	0.00	57,440.00	8,551,000.00	10,260.00	0.00	0.00
PS		8,551,000.00	0.00	8,551,000.00	0.00	0.00	0.00	0.00	0.00	0.00	0.00	0.00	0.00	0.00	0.00	57,440.00	0.00	0.00	57,440.00	8,551,000.00	0.00	0.00	0.00
MODE		0.00	67,700.00	67,700.00	0.00	0.00	0.00	67,700.00	67,700.00	0.00	57,440.00	0.00	0.00	57,440.00	0.00	57,440.00	0.00	0.00	57,440.00	0.00	10,260.00	0.00	0.00
FinEx (if Applicable)		0.00	0.00	0.00	0.00	0.00	0.00	0.00	0.00	0.00	0.00	0.00	0.00	0.00	0.00	0.00	0.00	0.00	0.00	0.00	0.00	0.00	0.00
CO		0.00	0.00	0.00	0.00	0.00	0.00	0.00	0.00	0.00	0.00	0.00	0.00	0.00	0.00	0.00	0.00	0.00	0.00	0.00	0.00	0.00	0.00
Operations	3000000000000000	144,872,000.00	5,600.00	144,877,600.00	144,472,000.00	0.00	0.00	5,600.00	144,477,600.00	48,394,794.55	28,806,142.70	0.00	0.00	77,200,937.25	25,098,165.12	40,403,949.00	0.00	0.00	65,502,114.12	200,000.00	67,276,882.75	897,576.48	10,801,246.65
OO: Increased competitiveness of Filipinos in Science and Engineering		144,872,000.00	5,600.00	144,877,600.00	144,472,000.00	0.00	0.00	5,600.00	144,477,600.00	48,394,794.55	28,806,142.70	0.00	0.00	77,200,937.25	25,098,165.12	40,403,949.00	0.00	0.00	65,502,114.12	200,000.00	67,276,882.75	897,576.48	10,801,246.65
SCIENCE, TECHNOLOGY, ENGINEERING AND MATHEMATICS (STEM) SECONDARY EDUCATION ON SCHOLARSHIP BASIS PROGRAM		144,872,000.00	5,600.00	144,877,600.00	144,472,000.00	0.00	0.00	5,600.00	144,477,600.00	48,394,794.55	28,806,142.70	0.00	0.00	77,200,937.25	25,098,165.12	40,403,949.00	0.00	0.00	65,502,114.12	200,000.00	67,276,882.75	897,576.48	10,801,246.65
Operation of school campuses	310100100001000	134,872,000.00	0.00	134,872,000.00	134,472,000.00	0.00	0.00	0.00	134,472,000.00	39,342,142.23	28,080,477.84	0.00	0.00	67,432,619.87	22,865,144.42	35,606,820.90	0.00	0.00	56,572,065.32	200,000.00	67,039,380.13	188,011.20	8,672,543.35
PS		74,979,000.00	0.00	74,979,000.00	74,979,000.00	0.00	0.00	0.00	74,979,000.00	16,313,249.13	20,746,514.88	0.00	0.00	37,059,763.99	15,263,883.80	21,660,012.22	0.00	0.00	36,923,895.82	0.00	37,919,238.01	135,868.17	0.00
MODE		62,343,000.00	0.00	62,343,000.00	62,343,000.00	0.00	0.00	0.00	62,343,000.00	20,233,893.10	7,155,492.78	0.00	0.00	27,389,385.88	6,701,260.62	12,151,808.68	0.00	0.00	18,853,169.50	0.00	24,953,814.12	52,143.03	8,484,073.35
CO		7,350,000.00	0.00	7,350,000.00	7,150,000.00	0.00	0.00	0.00	7,150,000.00	2,795,000.00	188,470.00	0.00	0.00	2,983,470.00	1,000,000.00	1,795,000.00	0.00	0.00	2,795,000.00	200,000.00	4,168,630.00	0.00	188,470.00
Policy Formulation, Program Planning and Standards Development	310100100002000	0.00	5,600.00	5,600.00	0.00	0.00	0.00	5,600.00	5,600.00	0.00	5,600.00	0.00	0.00	5,600.00	0.00	5,600.00	0.00	0.00	5,600.00	0.00	0.00	0.00	0.00
MODE		0.00	5,600.00	5,600.00	0.00	0.00	0.00	5,600.00	5,600.00	0.00	5,600.00	0.00	0.00	5,600.00	0.00	5,600.00	0.00	0.00	5,600.00	0.00	0.00	0.00	0.00
Project(s)		10,000,000.00	0.00	10,000,000.00	10,000,000.00	0.00	0.00	0.00	10,000,000.00	9,052,852.32	710,065.08	0.00	0.00	9,762,717.38	2,133,020.70	4,791,428.10	0.00	0.00	6,924,448.80	0.00	237,262.62	709,565.28	2,128,703.30
Locally-Funded Project(s)		10,000,000.00	0.00	10,000,000.00	10,000,000.00	0.00	0.00	0.00	10,000,000.00	9,052,852.32	710,065.08	0.00	0.00	9,762,717.38	2,133,020.70	4,791,428.10	0.00	0.00	6,924,448.80	0.00	237,262.62	709,565.28	2,128,703.30
Expansion of Academic Building I	310100200203000	10,000,000.00	0.00	10,000,000.00	10,000,000.00	0.00	0.00	0.00	10,000,000.00	9,052,852.32	710,065.08	0.00	0.00	9,762,717.38	2,133,020.70	4,791,428.10	0.00	0.00	6,924,448.80	0.00	237,262.62	709,565.28	2,128,703.30
CO		10,000,000.00	0.00	10,000,000.00	10,000,000.00	0.00	0.00	0.00	10,000,000.00	9,052,852.32	710,065.08	0.00	0.00	9,762,717.38	2,133,020.70	4,791,428.10	0.00	0.00	6,924,448.80	0.00	237,262.62	709,565.28	2,128,703.30

Department : Department of Science and Technology (DOST)
 Agency/Entity : Philippine Science High School
 Operating Unit : Central Mindanao Campus
 Organization Code (UACS) : 19 016 0900010
 Fund Cluster : 01 - Regular Agency Fund
 (e.g. UACS Fund Cluster: 01-Regular Agency Fund, 02-Foreign Assisted Projects Fund, 03-Special Account-Locally Funded/Domestic Grants Fund, and 04-Special Account-Foreign Assisted/Foreign Grants Fund)


X	Current Year Appropriations
	Supplemental Appropriations
	Continuing Appropriations

Particulars	UACS CODE	Appropriations					Allotments		Current Year Obligations					Current Year Disbursements					Balances				
		Authorized Appropriations	Adjustments (Transfer To/From, Modifications/Augmentations)	Adjusted Appropriations	Allotments Received	Adjustments (Reductions, Modifications/Augmentations)	Transfer To	Transfer From	Adjusted Allotments	1st Quarter Ending March 31	2nd Quarter Ending June 30	3rd Quarter Ending September 30	4th Quarter Ending December 31	Total	1st Quarter Ending March 31	2nd Quarter Ending June 30	3rd Quarter Ending September 30	4th Quarter Ending December 31	Total	Unreleased Appropriations	Unobligated Allotments	Unpaid Obligations (15-20)=(23+24)	
1	2	3	4	5=(3+4)	6	7	8	9	10=(8+(7)-8+9)	11	12	13	14	15=(11+12+13+14)	16	17	18	19	20=(16+17+18+19)	21	22	23	24
Sub-Total, Operations		144,872,000.00	5,800.00	144,877,800.00	144,472,000.00	0.00	0.00	5,800.00	144,477,800.00	48,394,794.55	28,806,142.70	0.00	0.00	77,200,937.25	25,096,165.12	40,403,949.00	0.00	0.00	65,002,114.12	200,000.00	67,278,802.75	897,576.48	10,801,246.65
PS		74,979,000.00	0.00	74,979,000.00	74,979,000.00	0.00	0.00	0.00	74,979,000.00	16,313,249.13	20,746,514.88	0.00	0.00	37,069,763.99	15,263,883.90	21,660,912.22	0.00	0.00	36,923,895.82	0.00	37,919,236.01	135,868.17	0.00
MOOE		52,343,000.00	5,800.00	52,348,800.00	52,343,000.00	0.00	0.00	5,800.00	52,348,800.00	20,233,893.10	7,161,092.78	0.00	0.00	27,384,985.88	6,701,260.82	12,137,508.68	0.00	0.00	18,858,769.50	0.00	24,853,614.12	52,143.03	8,484,073.35
FinEx (if Applicable)		0.00	0.00	0.00	0.00	0.00	0.00	0.00	0.00	0.00	0.00	0.00	0.00	0.00	0.00	0.00	0.00	0.00	0.00	0.00	0.00	0.00	0.00
CO		17,350,000.00	0.00	17,350,000.00	17,150,000.00	0.00	0.00	0.00	17,150,000.00	11,847,652.32	898,535.06	0.00	0.00	12,746,187.38	3,133,020.70	6,586,428.10	0.00	0.00	9,719,448.80	200,000.00	4,403,812.62	709,965.28	2,317,173.30
Sub-Total, L. Agency Specific Budget		153,223,000.00	73,300.00	153,296,300.00	144,472,000.00	8,800.00	8,800.00	73,300.00	144,545,300.00	48,394,794.55	28,806,142.70	0.00	0.00	77,259,377.25	25,096,165.12	40,461,389.00	0.00	0.00	65,559,564.12	8,751,000.00	67,286,923.75	897,876.48	10,801,246.65
PS		83,530,000.00	0.00	83,530,000.00	74,979,000.00	0.00	0.00	0.00	74,979,000.00	16,313,249.13	20,746,514.88	0.00	0.00	37,069,763.99	15,263,883.90	21,660,912.22	0.00	0.00	36,923,895.82	0.00	37,919,236.01	135,868.17	0.00
MOOE		52,343,000.00	73,300.00	52,416,300.00	52,343,000.00	0.00	0.00	73,300.00	52,416,300.00	20,233,893.10	7,218,532.78	0.00	0.00	27,452,425.88	6,701,260.82	12,214,949.68	0.00	0.00	18,916,209.50	0.00	24,963,874.12	52,143.03	8,484,073.35
FinEx (if Applicable)		0.00	0.00	0.00	0.00	0.00	0.00	0.00	0.00	0.00	0.00	0.00	0.00	0.00	0.00	0.00	0.00	0.00	0.00	0.00	0.00	0.00	0.00
CO		17,350,000.00	0.00	17,350,000.00	17,150,000.00	0.00	0.00	0.00	17,150,000.00	11,847,652.32	898,535.06	0.00	0.00	12,746,187.38	3,133,020.70	6,586,428.10	0.00	0.00	9,719,448.80	200,000.00	4,403,812.62	709,965.28	2,317,173.30
II. Automatic Appropriations		5,324,000.00	0.00	5,324,000.00	5,324,000.00	0.00	0.00	0.00	5,324,000.00	1,369,891.39	1,407,220.88	0.00	0.00	2,777,112.25	914,175.80	1,862,936.45	0.00	0.00	2,777,112.25	0.00	2,548,887.75	0.00	0.00
Specific Budgets of National Government Agencies		5,324,000.00	0.00	5,324,000.00	5,324,000.00	0.00	0.00	0.00	5,324,000.00	1,369,891.39	1,407,220.88	0.00	0.00	2,777,112.25	914,175.80	1,862,936.45	0.00	0.00	2,777,112.25	0.00	2,548,887.75	0.00	0.00
Retirement and Life Insurance Premiums		5,324,000.00	0.00	5,324,000.00	5,324,000.00	0.00	0.00	0.00	5,324,000.00	1,369,891.39	1,407,220.88	0.00	0.00	2,777,112.25	914,175.80	1,862,936.45	0.00	0.00	2,777,112.25	0.00	2,548,887.75	0.00	0.00
PS		5,324,000.00	0.00	5,324,000.00	5,324,000.00	0.00	0.00	0.00	5,324,000.00	1,369,891.39	1,407,220.88	0.00	0.00	2,777,112.25	914,175.80	1,862,936.45	0.00	0.00	2,777,112.25	0.00	2,548,887.75	0.00	0.00
Sub-Total II. Automatic Appropriations		5,324,000.00	0.00	5,324,000.00	5,324,000.00	0.00	0.00	0.00	5,324,000.00	1,369,891.39	1,407,220.88	0.00	0.00	2,777,112.25	914,175.80	1,862,936.45	0.00	0.00	2,777,112.25	0.00	2,548,887.75	0.00	0.00
PS		5,324,000.00	0.00	5,324,000.00	5,324,000.00	0.00	0.00	0.00	5,324,000.00	1,369,891.39	1,407,220.88	0.00	0.00	2,777,112.25	914,175.80	1,862,936.45	0.00	0.00	2,777,112.25	0.00	2,548,887.75	0.00	0.00
MOOE		0.00	0.00	0.00	0.00	0.00	0.00	0.00	0.00	0.00	0.00	0.00	0.00	0.00	0.00	0.00	0.00	0.00	0.00	0.00	0.00	0.00	0.00
FinEx		0.00	0.00	0.00	0.00	0.00	0.00	0.00	0.00	0.00	0.00	0.00	0.00	0.00	0.00	0.00	0.00	0.00	0.00	0.00	0.00	0.00	0.00
CO		0.00	0.00	0.00	0.00	0.00	0.00	0.00	0.00	0.00	0.00	0.00	0.00	0.00	0.00	0.00	0.00	0.00	0.00	0.00	0.00	0.00	0.00
III. Special Purpose Fund		0.00	2,030,070.00	2,030,070.00	0.00	2,030,070.00	0.00	0.00	2,030,070.00	0.00	2,030,069.87	0.00	0.00	2,030,069.87	0.00	2,006,512.24	0.00	0.00	2,006,512.24	0.00	0.13	23,557.63	0.00
Miscellaneous Personnel Benefits Fund		0.00	2,030,070.00	2,030,070.00	0.00	2,030,070.00	0.00	0.00	2,030,070.00	0.00	2,030,069.87	0.00	0.00	2,030,069.87	0.00	2,006,512.24	0.00	0.00	2,006,512.24	0.00	0.13	23,557.63	0.00
PS		0.00	2,030,070.00	2,030,070.00	0.00	2,030,070.00	0.00	0.00	2,030,070.00	0.00	2,030,069.87	0.00	0.00	2,030,069.87	0.00	2,006,512.24	0.00	0.00	2,006,512.24	0.00	0.13	23,557.63	0.00
Sub-Total III. Special Purpose Fund		0.00	2,030,070.00	2,030,070.00	0.00	2,030,070.00	0.00	0.00	2,030,070.00	0.00	2,030,069.87	0.00	0.00	2,030,069.87	0.00	2,006,512.24	0.00	0.00	2,006,512.24	0.00	0.13	23,557.63	0.00
PS		0.00	2,030,070.00	2,030,070.00	0.00	2,030,070.00	0.00	0.00	2,030,070.00	0.00	2,030,069.87	0.00	0.00	2,030,069.87	0.00	2,006,512.24	0.00	0.00	2,006,512.24	0.00	0.13	23,557.63	0.00
MOOE		0.00	0.00	0.00	0.00	0.00	0.00	0.00	0.00	0.00	0.00	0.00	0.00	0.00	0.00	0.00	0.00	0.00	0.00	0.00	0.00	0.00	0.00
FinEx		0.00	0.00	0.00	0.00	0.00	0.00	0.00	0.00	0.00	0.00	0.00	0.00	0.00	0.00	0.00	0.00	0.00	0.00	0.00	0.00	0.00	0.00
CO		0.00	0.00	0.00	0.00	0.00	0.00	0.00	0.00	0.00	0.00	0.00	0.00	0.00	0.00	0.00	0.00	0.00	0.00	0.00	0.00	0.00	0.00
IV. Reversal of the Unobligated Allotments charged against R.A. Nos. 11465 and 11494		0.00	0.00	0.00	0.00	0.00	0.00	0.00	0.00	0.00	0.00	0.00	0.00	0.00	0.00	0.00	0.00	0.00	0.00	0.00	0.00	0.00	0.00
GRAND TOTAL		158,547,000.00	2,103,370.00	160,650,370.00	149,796,000.00	2,830,070.00	0.00	73,300.00	159,899,370.00	49,764,885.84	32,300,873.43	0.00	0.00	82,065,559.37	26,812,340.92	44,330,837.89	0.00	0.00	70,343,178.61	8,751,000.00	69,812,810.63	921,134.11	10,801,246.65
PS		86,854,000.00	2,030,070.00	88,884,070.00	80,303,000.00	2,030,070.00	0.00	0.00	82,333,070.00	17,683,140.52	24,183,005.59	0.00	0.00	41,866,946.11	16,178,059.40	25,529,460.91	0.00	0.00	41,707,820.31	8,551,000.00	40,466,123.60	159,425.80	0.00
MOOE		52,343,000.00	73,300.00	52,416,300.00	52,343,000.00	0.00	0.00	73,300.00	52,416,300.00	20,233,893.10	7,218,532.78	0.00	0.00	27,452,425.88	6,701,260.82	12,214,949.68	0.00	0.00	18,916,209.50	0.00	24,963,874.12	52,143.03	8,484,073.35
CO		17,350,000.00	0.00	17,350,000.00	17,150,000.00	0.00	0.00	0.00	17,150,000.00	11,847,652.32	898,535.06	0.00	0.00	12,746,187.38	3,133,020.70	6,586,428.10	0.00	0.00	9,719,448.80	200,000.00	4,403,812.62	709,965.28	2,317,173.30

Department : Department of Science and Technology (DOST)
 Agency/Entity : Philippine Science High School
 Operating Unit : Central Mindanao Campus
 Organization Code (UACS) : 19 016 0900010
 Fund Cluster : 01 - Regular Agency Fund
 (e.g. UACS Fund Cluster: 01-Regular Agency Fund, 02-Foreign Assisted Projects Fund, 03-Special Account-Locally Funded/Domestic Grants Fund, and 04-Special Account-Foreign Assisted/Foreign Grants Fund)


X	Current Year Appropriations
	Supplemental Appropriations
	Continuing Appropriations


Particulars	UACS CODE	Appropriations			Allotments		Current Year Obligations							Current Year Disbursements				Balances					
		Authorized Appropriations	Adjustments (Transfers To/From, Modifications/ Augmentations)	Adjusted Appropriations	Allotments Received	Adjustments (Reductions, Modifications/ Augmentations)	Transfer To	Transfer From	Adjusted Allotments	1st Quarter Ending March 31	2nd Quarter Ending June 30	3rd Quarter Ending September 30	4th Quarter Ending December 31	Total	1st Quarter Ending March 31	2nd Quarter Ending June 30	3rd Quarter Ending September 30	4th Quarter Ending December 31	Total	Unreleased Appropriations	Unobligated Allotments	Unpaid Obligations (15-20)=(23+24)	
1	2	3	4	5=(3+4)	6	7	8	9	10=(8+1)-(7)+4+9	11	12	13	14	15=(11+12+13+14)	16	17	18	19	20=(16+17+18+19)	21	22	23	24
Recapitulation by OO:																							
Agency Specific Budget		144,872,000.00	2,035,870.00	146,707,870.00	144,472,000.00	2,030,070.00	0.00	5,800.00	146,507,870.00	48,384,794.55	30,836,212.57	0.00	0.00	79,231,007.12	25,098,165.12	42,410,461.24	0.00	0.00	67,508,626.36	200,000.00	67,278,662.88	921,134.11	10,801,246.85
SCIENCE, TECHNOLOGY, ENGINEERING AND MATHEMATICS (STEM) SECONDARY EDUCATION ON SCHOLARSHIP BASIS PROGRAM		144,872,000.00	2,035,870.00	146,707,870.00	144,472,000.00	2,030,070.00	0.00	5,800.00	146,507,870.00	48,384,794.55	30,836,212.57	0.00	0.00	79,231,007.12	25,098,165.12	42,410,461.24	0.00	0.00	67,508,626.36	200,000.00	67,278,662.88	921,134.11	10,801,246.85

Certified Correct:

 CATHYE E. SARRATO
 ACCOUNTANT I
 Date: July 5, 2024 08:38 AM

Recommended:

 CATHYE E. SARRATO
 ACCOUNTANT I
 Date: July 5, 2024 08:38 AM

Recommending Approval By:

 MELISSA L. DAHAN
 FAJ CHIEF
 Date: July 5, 2024 09:18 AM

Approved By:

 FRANKLIN L. SALISID
 CAMPUS DIRECTOR
 Date: July 5, 2024 09:22 AM