


Department of Science and Technology
 PHILIPPINE SCIENCE HIGH SCHOOL - CENTRAL MINDANAO CAMPUS
Financial Performance Report
ALL FUNDS
as of February 28, 2021
 (In thousand pesos)


I. EXPENDITURES											
FUND SOURCE	FY 2020	ALLOTMENT RECEIVED				OBLIGATIONS INCURRED				UTILIZATION RATE	REMARKS
	APPROPRIATIONS	PS	MOOE	CO	TOTAL	PS	MOOE	CO	TOTAL		
Current Year Budget	157,645	66,307	48,582	26,206	141,095	9,303	10,416	18,404	38,123	27%	
Agency Specific Budget	149,206	61,868	48,582	22,206	132,656	8,565	10,416	18,404	37,385	28%	- Salaries and allowances of faculty and staff and other expenses as of February, 2021
ASA - GASS - CO-EO	4,000			4,000	4,000				-	0%	
Automatic Appropriation	4,439	4,439			4,439	738			738	17%	RLIP as of February, 2021
Continuing Appropriation	6,777	-	2,851	3,926	6,777	-	1,567	-	1,567	23%	
Unobligated Allotment as of 12/31/20											
Regular MOOE	2,784		2,784		2,784		1,567		1,567	56%	- Scholarship/Grants Expenses
Regular Capital Outlay - Equipment	3,926			3,926	3,926				-	0%	
ASA - Policy/MOOE A.II.c	2		2		2				-	0%	- Honorarium of Learning Guide Writers/Reviewers
ASA - NCE	65		65		65				-	0%	- Expenses relative to NCE 2020
TOTAL	164,422	66,307	51,433	30,132	147,872	9,303	11,983	18,404	39,690	27%	
OF WHICH:											
Key Program/Projects:											
1 Anti-corruption/Transparent, Accountable and Participatory Governance											
MPP 1: GASS											
2. Support to Operations											
2 Poverty Reduction and Empowerment of the Poor and Vulnerable											
MPP1: Administration of Scholarships for Secondary Science and Technology Education											
- Operation of Secondary Science Education on Scholarship Basis	144,542	66,307	51,433	10,252	127,992	9,303	11,983	2,220	23,506	18%	
3 Rapid, Inclusive and Sustained Economic Growth											
MPP: Locally Funded Projects for Campus Development											
2021 Current Appropriations											
1. Site Development	15,000			15,000	15,000			12,368	12,368	82%	- On-going implementation
2. Rehabilitation of Canteen	2,000			2,000	2,000			1,903	1,903	95%	- On-going implementation
3. Construction of Motorpool and Parking Area	2,000			2,000	2,000			1,913	1,913	96%	- On-going implementation
4. Implementation of K-12 Program (MITHI-ICT Infrastructure)	880			880	880				-	0%	

II. DISBURSEMENTS									
DISBURSEMENT AUTHORITY	FY 2021 CASH PROGRAM		DISBURSEMENT AUTHORITIES RECEIVED/ ISSUED	ACTUAL DISBURSEMENTS				DISBURSEMENT RATE	REMARKS
	FULL YEAR	February MONTH		PS	MOOE	CO	TOTAL		
				as of February 28, 2021					
Notice of Cash Allocation (NCA) for: Current Year	146,185	18,739	18,340	8,246	2,016	1,706	11,968	65.26%	
Notice of Transfer Allocation (NTA)			21				-		
Prior Year's A/Ps	68,775				2,044	2,836	4,880	24.84%	
Continuing Appropriations	6,710				1,513		1,513	7.70%	
Terminal Leave Benefits							-		
Non Cash Availment Authority							-		
DOST-GIA and other fund releases							-		
Tax Remittance Advice	11,069	1,058	1,284	1,058	97	129	1,284	100.00%	
TOTAL	232,739	19,797	19,645	9,304	5,670	4,671	19,645	100.00%	


Approved by:


FRANKLIN L. SALISID
 Director III
 Date: March 1, 2021

Certified Correct:


JOY J. NUENAY
 Administrative Officer IV
 Date: March 1, 2021

Certified Correct:


ANALIZA V. LABARDA
 Accountant II
 Date: March 1, 2021