


Department of Science and Technology
 PHILIPPINE SCIENCE HIGH SCHOOL - CENTRAL MINDANAO CAMPUS
Financial Performance Report
ALL FUNDS
as of March 31, 2021
 (In thousand pesos)

| I. EXPENDITURES | | | | | | | | | | | |
|---|----------------|--------------------|---------------|---------------|----------------|----------------------|---------------|---------------|---------------|------------------|---|
| FUND SOURCE | FY 2020 | ALLOTMENT RECEIVED | | | | OBLIGATIONS INCURRED | | | | UTILIZATION RATE | REMARKS |
| | APPROPRIATIONS | PS | MOOE | CO | TOTAL | PS | MOOE | CO | TOTAL | | |
| Current Year Budget | 157,645 | 66,307 | 48,582 | 26,206 | 141,095 | 14,148 | 13,032 | 19,009 | 46,189 | 33% | |
| Agency Specific Budget | 149,206 | 61,868 | 48,582 | 22,206 | 132,656 | 13,041 | 13,032 | 19,009 | 45,082 | 34% | - Salaries and allowances of faculty and staff and other expenses as of March, 2021 |
| ASA - GASS - CO-EO | 4,000 | | | 4,000 | 4,000 | | | | - | 0% | |
| Automatic Appropriation | 4,439 | 4,439 | | | 4,439 | 1,107 | | | 1,107 | 25% | RLIP as of March, 2021 |
| Continuing Appropriation | 6,777 | - | 2,851 | 3,926 | 6,777 | - | 2,274 | - | 2,274 | 34% | |
| Unobligated Allotment as of 12/31/20 | | | | | | | | | | | |
| Regular MOOE | 2,784 | | 2,784 | | 2,784 | | 2,214 | | 2,214 | 80% | - Scholarship/Grants Expenses |
| Regular Capital Outlay - Equipment | 3,926 | | | 3,926 | 3,926 | | | | - | 0% | |
| ASA - Policy/MOOE A.II.c | 2 | | 2 | | 2 | | | | - | 0% | - Honorarium of Learning Guide Writers/Reviewers |
| ASA - NCE | 65 | | 65 | | 65 | | 60 | | 60 | 92% | - Expenses relative to NCE 2020 |
| TOTAL | 164,422 | 66,307 | 51,433 | 30,132 | 147,872 | 14,148 | 15,306 | 19,009 | 48,463 | 33% | |
| OF WHICH: | | | | | | | | | | | |
| Key Program/Projects: | | | | | | | | | | | |
| 1 Anti-corruption/Transparent, Accountable and Participatory Governance | | | | | | | | | | | |
| MPP 1: GASS | | | | | | | | | | | |
| 2. Support to Operations | | | | | | | | | | | |
| 2 Poverty Reduction and Empowerment of the Poor and Vulnerable | | | | | | | | | | | |
| MPP1: Administration of Scholarships for Secondary Science and Technology Education | | | | | | | | | | | |
| - Operation of Secondary Science Education on Scholarship Basis | 144,542 | 66,307 | 51,433 | 10,252 | 127,992 | 14,148 | 15,306 | 2,256 | 31,710 | 25% | |
| 3 Rapid, Inclusive and Sustained Economic Growth | | | | | | | | | | | |
| MPP: Locally Funded Projects for Campus Development | | | | | | | | | | | |
| 2021 Current Appropriations | | | | | | | | | | | |
| 1. Site Development | 15,000 | | | 15,000 | 15,000 | | | 12,368 | 12,368 | 82% | - On-going implementation |
| 2. Rehabilitation of Canteen | 2,000 | | | 2,000 | 2,000 | | | 1,903 | 1,903 | 95% | - On-going implementation |
| 3. Construction of Motorpool and Parking Area | 2,000 | | | 2,000 | 2,000 | | | 1,913 | 1,913 | 96% | - On-going implementation |
| 4. Implementation of K-12 Program (MITHI-ICT Infrastructure) | 880 | | | 880 | 880 | | | 569 | 569 | 65% | - Awarded. Waiting for delivery. |

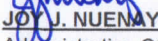
II. DISBURSEMENTS

| DISBURSEMENT AUTHORITY | FY 2021 CASH PROGRAM | | DISBURSEMENT AUTHORITIES RECEIVED/ ISSUED | ACTUAL DISBURSEMENTS | | | | DISBURSEMENT RATE | REMARKS |
|--|----------------------|----------------|--|----------------------|--------------|--------------|---------------|----------------------|---------|
| | FULL YEAR | March MONTH | | PS | MOOE | CO | TOTAL | | |
| | | | | | | | | | |
| Notice of Cash Allocation (NCA) for: Current Year | 146,185 | 28,319 | 27,720 | 12,519 | 3,183 | 2,681 | 18,383 | 66.32% | |
| Notice of Transfer Allocation (NTA) | | | 21 | | 21 | | 21 | 100.00% | |
| Prior Year's A/Ps | 68,775 | 2,747 | | 65 | 2,459 | 4,975 | 7,499 | 25.17% | |
| Continuing Appropriations | 6,710 | | | | 1,837 | | 1,837 | 6.17% | |
| Terminal Leave Benefits | | | | | | | - | | |
| Non Cash Availment Authority | | | | | | | - | | |
| DOST-GIA and other fund releases | | | | | | | - | | |
| Tax Remittance Advice | 11,069 | 2,187 | 2,051 | 1,631 | 149 | 271 | 2,051 | 100.00% | |
| TOTAL | 232,739 | 33,253 | 29,792 | 14,215 | 7,649 | 7,927 | 29,791 | 100.00% | |


Approved by:


FRANKLIN L. SALISID
 Director III
 Date: April 6, 2021

Certified Correct:


JOY J. NUEMY
 Administrative Officer IV
 Date: April 6, 2021

Certified Correct:


ANALIZA V. LABARDA
 Accountant II
 Date: April 6, 2021