


Department of Science and Technology
 PHILIPPINE SCIENCE HIGH SCHOOL - CENTRAL MINDANAO CAMPUS
Financial Performance Report
ALL FUNDS
as of April 30, 2021
 (In thousand pesos)

I. EXPENDITURES											
FUND SOURCE	FY 2020 APPROPRIATIONS	ALLOTMENT RECEIVED				OBLIGATIONS INCURRED				UTILIZATION RATE	REMARKS
		PS	MOOE	CO	TOTAL	PS	MOOE	CO	TOTAL		
Current Year Budget	157,660	66,307	48,597	26,206	141,110	19,270	15,496	20,311	55,077	39%	
Agency Specific Budget	149,206	61,868	48,582	22,206	132,656	17,795	15,483	20,311	53,589	40%	- Salaries and allowances of faculty and staff and other expenses as of April, 2021
ASA - GASS - CO-EO	4,000			4,000	4,000				-	0%	
ASA - Policy/MOOE A.II.c	15		15		15		13		13	87%	- Honorarium of Learning Guide Writers/Reviewers
Automatic Appropriation	4,439	4,439			4,439	1,475			1,475	33%	RLIP as of April, 2021
Continuing Appropriation	6,777	-	2,851	3,926	6,777	-	2,445	-	2,445	36%	
Unobligated Allotment as of 12/31/20											
Regular MOOE	2,784		2,784		2,784		2,378		2,378	85%	- Scholarship/Grants Expenses
Regular Capital Outlay - Equipment	3,926			3,926	3,926				-	0%	
ASA - Policy/MOOE A.II.c	2		2		2		2		2	100%	- Honorarium of Learning Guide Writers/Reviewers
ASA - NCE	65		65		65		65		65	100%	- Expenses relative to NCE 2020
TOTAL	164,437	66,307	51,448	30,132	147,887	19,270	17,941	20,311	57,522	39%	
OF WHICH: Key Program/Projects:											
1 Anti-corruption/Transparent, Accountable and Participatory Governance MPP 1: GASS 2. Support to Operations											
2 Poverty Reduction and Empowerment of the Poor and Vulnerable MPP1: Administration of Scholarships for Secondary Science and Technology Education - Operation of Secondary Science Education on Scholarship Basis	144,557	66,307	51,448	10,252	128,007	19,270	17,941	2,220	39,431	31%	
3 Rapid, Inclusive and Sustained Economic Growth MPP: Locally Funded Projects for Campus Development											
2021 Current Appropriations											
1. Site Development	15,000			15,000	15,000			13,642	13,642	91%	- On-going implementation
2. Rehabilitation of Canteen	2,000			2,000	2,000			1,940	1,940	97%	- On-going implementation
3. Construction of Motorpool and Parking Area	2,000			2,000	2,000			1,940	1,940	97%	- On-going implementation
4. Implementation of K-12 Program (MITHI-ICT Infrastructure)	880			880	880			569	569	65%	- Awarded. Waiting for delivery.


II. DISBURSEMENTS

DISBURSEMENT AUTHORITY	FY 2021 CASH PROGRAM		DISBURSEMENT AUTHORITIES RECEIVED/ ISSUED	ACTUAL DISBURSEMENTS				DISBURSEMENT RATE	REMARKS
	FULL YEAR	April MONTH		PS	MOOE	CO	TOTAL		
Notice of Cash Allocation (NCA) for: Current Year	146,185	39,689	39,316	17,059	6,347	2,681	26,087	66.35%	
Notice of Transfer Allocation (NTA)			36		36		36	100.00%	
Prior Year's A/Ps	68,775	11,775		65	2,459	8,838	11,362	26.63%	
Continuing Appropriations	6,710				1,867		1,867	4.38%	
Terminal Leave Benefits							-		
Non Cash Availment Authority							-		
DOST-GIA and other fund releases							-		
Tax Remittance Advice	11,069	3,356	3,308	2,176	177	955	3,308	100.00%	
TOTAL	232,739	54,820	42,660	19,300	10,886	12,474	42,660	100.00%	


Approved by:


FRANKLIN L. SALISID
 Director III
 Date: May 3, 2021

Certified Correct:


JOY U. NUENAY
 Administrative Officer IV
 Date: May 3, 2021

Certified Correct:


ANALIZA V. LABARDA
 Accountant II
 Date: May 3, 2021