




Department of Science and Technology
 PHILIPPINE SCIENCE HIGH SCHOOL - CENTRAL MINDANAO CAMPUS
Financial Performance Report
ALL FUNDS
as of August 31, 2021
 (In thousand pesos)

I. EXPENDITURES											
FUND SOURCE	FY 2020	ALLOTMENT RECEIVED				OBLIGATIONS INCURRED				UTILIZATION RATE	REMARKS
	APPROPRIATIONS	PS	MOOE	CO	TOTAL	PS	MOOE	CO	TOTAL		
Current Year Budget	157,960	66,307	48,897	26,206	141,410	40,494	21,731	24,733	86,958	61%	
Agency Specific Budget	149,206	61,868	48,582	22,206	132,656	37,496	21,704	21,798	80,998	61%	- Salaries and allowances of faculty and staff and other expenses as of August, 2021
ASA - GASS - CO-EO	4,000			4,000	4,000			2,935	2,935	73%	- Technical and Scientific Equipment
ASA - NCE	300		300		300		14		14	5%	- Expenses relative to 2022 PSHS RACE
ASA - Policy/MOOE A.II.c	15		15		15		13		13	87%	- Honorarium of Learning Guide Writers/Reviewers
Automatic Appropriation	4,439	4,439			4,439	2,998			2,998	68%	RLIP as of August, 2021
Continuing Appropriation	6,395	-	3,441	2,954	6,395	-	3,269	2,809	6,078	95%	
Unobligated Allotment as of 12/31/20											
GASS - MOOE	480		480		480		476		476	99%	- PISAY-EDGE expenses
Regular MOOE	2,707		2,707		2,707		2,707		2,707	100%	- Scholarship/Grants Expenses
Regular Capital Outlay - Equipment	2,954			2,954	2,954			2,809	2,809	95%	
ASA - Policy/MOOE A.II.c	2		2		2		2		2	100%	- Honorarium of Learning Guide Writers/Reviewers
ASA - NCE	252		252		252		84		84	33%	- Expenses relative to NCE 2020/2021 Readiness Examination
TOTAL	164,355	66,307	52,338	29,160	147,805	40,494	25,000	27,542	93,036	63%	
OF WHICH: Key Program/Projects:											
1 Anti-corruption/Transparent, Accountable and Participatory Governance MPP 1: GASS 2. Support to Operations											
2 Poverty Reduction and Empowerment of the Poor and Vulnerable MPP1 : Administration of Scholarships for Secondary Science and Technology Education - Operation of Secondary Science Education on Scholarship Basis	144,475	66,307	52,338	9,280	127,925	40,494	25,000	7,965	73,459	57%	
3 Rapid, Inclusive and Sustained Economic Growth MPP: Locally Funded Projects for Campus Development											
2021 Current Appropriations											
1. Site Development	15,000			15,000	15,000			14,710	14,710	98%	- On-going implementation
2. Rehabilitation of Canteen	2,000			2,000	2,000			2,000	2,000	100%	- 100% Completed
3. Construction of Motorpool and Parking Area	2,000			2,000	2,000			2,000	2,000	100%	- 100% Completed
4. Implementation of K-12 Program (MITHI-ICT Infrastructure)	880			880	880			867	867	99%	- 100% delivered.

II. DISBURSEMENTS									
DISBURSEMENT AUTHORITY	FY 2021 CASH PROGRAM		DISBURSEMENT AUTHORITIES RECEIVED/ ISSUED	ACTUAL DISBURSEMENTS				DISBURSEMENT RATE	REMARKS
	FULL YEAR	August MONTH		PS	MOQE	CO	TOTAL		
Notice of Cash Allocation (NCA) for: Current Year	146,185	89,982	85,232	35,761	16,429	12,773	64,963	76.22%	
Notice of Transfer Allocation (NTA)			1,151		1,151		1,151	100.00%	
Prior Year's A/Ps	41,885	48,595	28,930	65	2,941	39,132	42,138	34.25%	
Continuing Appropriations	6,710				2,652	787	3,439	2.80%	
Terminal Leave Benefits							-		
Non Cash Availment Authority							-		
DOST-GIA and other fund releases							-		
Tax Remittance Advice	9,989	7,231	7,725	4,533	397	2,795	7,725	100.00%	
TOTAL	204,769	145,808	123,038	40,359	23,570	55,487	119,416	97.06%	

Approved by: 
FRANKLIN L. SALISID
 Director II
 Date: September 2, 2021

Certified Correct:

JOJO D. NUEVAY
 Administrative Officer IV
 Date: September 2, 2021

Certified Correct:

ANALIZA V. LABARDA
 Accountant II
 Date: September 2, 2021