


STATEMENT OF APPROPRIATIONS, ALLOTMENTS, OBLIGATIONS, DISBURSEMENTS AND BALANCES
CURRENT APPROPRIATIONS
As of May 31, 2024


Department : DEPARTMENT OF SCIENCE AND TECHNOLOGY
Agency : PHILIPPINE SCIENCE HIGH SCHOOL
Operating Unit : CENTRAL MINDANAO CAMPUS
Organization Code (UACS) : 190160900010

Particulars	UACS Code	Appropriations			Allotments					Obligations	Disbursements	Balances				
		Authorized Appropriation	Adjustments (Transfer To)/From, Realignment)	Adjusted Appropriations	Allotments Received	Adjustments (Withdrawal, Realignment)	Transfer To	Transfer From	Adjusted Total Allotments			Unreleased Appropriation	Unobligated Allotment	Unpaid Obligations		
I. Agency Current Specific Budget	01101101															
PAP-General Admin and Support Services	262003010100010	8,551,000.00	67,700.00	8,618,700.00	-	-	-	67,700.00	67,700.00	39,200.00	39,200.00	8,551,000.00	28,500.00	-		
Personnel Services	501000000	8,551,000.00		8,551,000.00								8,551,000.00				
Maintenance & Other Operating Expenses	502000000		67,700.00	67,700.00				67,700.00	67,700.00	39,200.00	39,200.00		28,500.00			
Capital Outlays	506000000															
OPERATIONS																
OO: Increased Competitiveness of Filipinos in Science and Engineering																
I. STEM Secondary Education on Scholarship Basis Program																
PAP - Operation of School Campuses	262003010100020	134,672,000.00	-	134,672,000.00	134,472,000.00	-	-	-	134,472,000.00	61,174,731.85	48,532,317.96	200,000.00	73,297,268.15	12,642,413.89		
Personnel Services	501000000	74,979,000.00		74,979,000.00	74,979,000.00				74,979,000.00	32,003,310.24	30,619,783.94		42,975,689.76	1,383,526.30		
Maintenance & Other Operating Expenses	502000000	52,343,000.00		52,343,000.00	52,343,000.00				52,343,000.00	26,187,951.61	15,117,534.02		26,155,048.39	11,070,417.59		
Capital Outlays	506000000	7,350,000.00		7,350,000.00	7,150,000.00				7,150,000.00	2,983,470.00	2,795,000.00	200,000.00	4,166,530.00	188,470.00		
PAP - Policy Formulation, Program Planning and Standards Development	262003010100030	-	5,600.00	5,600.00	-				5,600.00	5,600.00	5,600.00	-	-	-		
Maintenance & Other Operating Expenses	502000000	-	5,600.00	5,600.00	-				5,600.00	5,600.00	5,600.00	-	-	-		
Locally - Funded Projects																
Capital Outlays	506000000	10,000,000.00	-	10,000,000.00	10,000,000.00	-	-	-	10,000,000.00	9,217,754.64	5,195,574.81		782,245.36	4,022,179.83		
Buildings and Other Structures Outlay	5060404000	10,000,000.00	-	10,000,000.00	10,000,000.00	-	-	-	10,000,000.00	9,217,754.64	5,195,574.81		782,245.36	4,022,179.83		
Expansion of Academic Building I	5060404002	10,000,000.00		10,000,000.00	10,000,000.00				10,000,000.00	9,217,754.64	5,195,574.81		782,245.36	4,022,179.83		
II. Automatic Appropriations	01104102	5,324,000.00	-	5,324,000.00	5,324,000.00	-	-	-	5,324,000.00	2,310,568.38	1,836,427.03	-	3,013,431.62	474,141.35		
Retirement and Life Insurance Premium																
PAP - Operation of School Campuses	262003010100020															
Retirement and Life Insurance Premium																
Personnel Services	5010301000	5,324,000.00	-	5,324,000.00	5,324,000.00				5,324,000.00	2,310,568.38	1,836,427.03		3,013,431.62	474,141.35		
III. Special Purpose Funds																
Miscellaneous Personnel Benefits Fund	01101406	-	2,030,070.00	2,030,070.00	2,030,070.00	-	-	-	2,030,070.00	2,030,069.87	1,931,504.50	-	0.13	98,565.37		
Personnel Services	5010403001		2,030,070.00	2,030,070.00	2,030,070.00				2,030,070.00	2,030,069.87	1,931,504.50		0.13	98,565.37		
Sub-Total, Special Purpose Funds		-	2,030,070.00	2,030,070.00	2,030,070.00	-	-	-	2,030,070.00	2,030,069.87	1,931,504.50	-	0.13	98,565.37		
GRAND TOTAL, Agency Current Specific Budget		158,547,000.00	2,103,370.00	160,650,370.00	151,826,070.00	-	-	73,300.00	151,899,370.00	74,777,924.74	57,540,624.30	8,751,000.00	77,121,445.26	17,237,300.44		
Personnel Services		88,854,000.00	2,030,070.00	90,884,070.00	82,333,070.00				82,333,070.00	36,343,948.49	34,387,715.47	8,551,000.00	45,989,121.51	1,956,233.02		
Maintenance & Other Operating Expenses		52,343,000.00	73,300.00	52,416,300.00	52,343,000.00			73,300.00	52,416,300.00	26,232,751.61	15,162,334.02		26,183,548.39	11,070,417.59		
Capital Outlays		17,350,000.00		17,350,000.00	17,150,000.00				17,150,000.00	12,201,224.64	7,990,574.81	200,000.00	4,948,775.36	4,210,649.83		


Prepared by:


JOY A. NUENA
Administrative Officer IV
Date: June 4, 2024

In Coordination with:


CATHY E. CUARTO
Accountant II
Date: June 4, 2024

Approved By:


FRANKLIN L. SALISID
Campus Director
Date: June 4, 2024