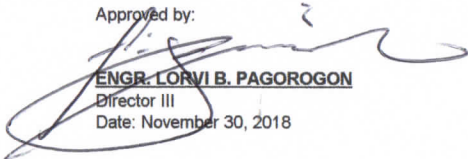


Department of Science and Technology
 PHILIPPINE SCIENCE HIGH SCHOOL - CENTRAL MINDANAO CAMPUS
Financial Performance Report
ALL FUNDS
 as of November 30, 2018
 (In thousand pesos)

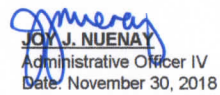
I. EXPENDITURES											
FUND SOURCE	FY 2018	ALLOTMENT RECEIVED				OBLIGATIONS INCURRED				UTILIZATION	REMARKS
	APPROPRIATIONS	PS	MOOE	CO	TOTAL	PS	MOOE	CO	TOTAL	RATE	
Current Year Budget	204,567	53,768	46,175	89,258	189,201	50,541	37,479	85,559	173,579	92%	
Agency Specific Budget	193,098	44,426	44,048	89,258	177,732	41,595	35,462	85,559	162,616	91%	- Salaries and allowances of faculty and staff & other expenses as of November, 2018, Mid-Year and Year-End Bonus CY 2018
SARO - GAS - PS	5,279	5,279			5,279	5,224			5,224	99%	
ASA - NCE	565		565		565		530		530	94%	- NCE Campaign & Administration 2018
ASA - Policy/MOOE A.I.b	1,224		1,224		1,224		1,149		1,149	94%	- Honorarium as TWG
ASA - STEM Promotional Activities	338		338		338		338		338	100%	- PSHS Science Research Summit 2018
Special Purpose Funds											
Pension & Gratuity	257	257			257	257			257	100%	- Monetization of Leave Credits
Automatic Appropriation	3,806	3,806			3,806	3,465			3,465	91%	- RLIP as of November, 2018
TOTAL	204,567	53,768	46,175	89,258	189,201	50,541	37,479	85,559	173,579	92%	
OF WHICH:											
Key Program/Projects:											
1 Anti-corruption/Transparent, Accountable and Participatory Governance											
MPP 1: GASS											
2. Support to Operations											
2 Poverty Reduction and Empowerment of the Poor and Vulnerable											
MPP1 : Administration of Scholarships for Secondary Science and Technology Education											
- Operation of Secondary Science Education on Scholarship Basis	122,667	53,768	46,175	7,358	107,301	50,541	37,479	6,915	94,935	88%	
3 Rapid, Inclusive and Sustained Economic Growth											
2018 Current Appropriations											
1. Repair/Rehabilitation of Academic Buildings I and II	10,000			10,000	10,000			8,958	8,958	90%	- On-going implementation
2. Repair/Rehabilitation of Dormitory Buildings I and II	20,000			20,000	20,000			19,923	19,923	100%	- On-going implementation
3. Construction of Science Research Facility, Phase 1	30,000			30,000	30,000			29,766	29,766	99%	- Due for Contract Signing
4. Construction of Storage Room	5,000			5,000	5,000			4,764	4,764	95%	- On-going implementation
5. Upgrading of Perimeter Fence and Guard House	10,000			10,000	10,000			9,078	9,078	91%	- On-going implementation
6. Construction of Concrete Students' Kiosk	2,400			2,400	2,400			2,118	2,118	88%	- On-going implementation
7. Rehabilitation and Improvement of Existing Water System	2,000			2,000	2,000			1,727	1,727	86%	- On-going implementation
8. Installation of Water Purifying Treatment System	2,500			2,500	2,500			2,310	2,310	92%	- On-going implementation

II. DISBURSEMENTS									
DISBURSEMENT AUTHORITY	FY 2018 CASH PROGRAM		DISBURSEMENT AUTHORITIES RECEIVED/ ISSUED	ACTUAL DISBURSEMENTS				DISBURSEMENT RATE	REMARKS
	FULL YEAR	November MONTH		PS	MOOE	CO	TOTAL		
				as of November 30, 2018					
Notice of Cash Allocation (NCA) for: Current Year	188,751	175,333	195,256	44,700	32,970	8,864	86,534	44.32%	
Notice of Transfer Allocation (NTA)			1,549		1,549		1,549	100.00%	
Prior Year's A/Ps	114,247	114,247		111	1,038	93,628	94,777	45.17%	
Continuing Appropriations							-		
Terminal Leave Benefits							-		
Non Cash Availment Authority							-		
DOST-GIA and other fund releases							-		
Tax Remittance Advice	13,727	12,721	12,996	4,973	509	7,514	12,996	100.00%	
TOTAL	316,725	302,301	209,801	49,784	36,066	110,006	195,856	93.35%	

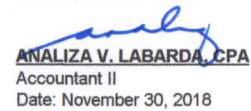
Approved by:


ENGR. LORVI B. PAGOROGON
 Director III
 Date: November 30, 2018

Certified Correct:


JOY J. NUENA
 Administrative Officer IV
 Date: November 30, 2018

Certified Correct:


ANALIZA V. LABARDA, CPA
 Accountant II
 Date: November 30, 2018