

Department of Science and Technology
 PHILIPPINE SCIENCE HIGH SCHOOL - CENTRAL MINDANAO CAMPUS
Financial Performance Report
ALL FUNDS
as of February 28, 2019
 (In thousand pesos)

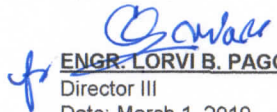
I. EXPENDITURES											
FUND SOURCE	FY 2019 APPROPRIATIONS	ALLOTMENT RECEIVED (Obligational Authority 25%)				OBLIGATIONS INCURRED				UTILIZATION RATE	REMARKS
		PS	MOOE	CO	TOTAL	PS	MOOE	CO	TOTAL		
Current Year Budget	168,001	12,083	10,551	15,001	37,635	6,919	6,356	-	13,275	35%	
Agency Specific Budget	164,224	11,139	10,551	15,001	36,691	6,289	6,356		12,645	34%	- Salaries and allowances of faculty and staff and other expenses as of February, 2019 RLIP as of February, 2019
Automatic Appropriation	3,777	944			944	630			630	67%	
Continuing Appropriation	44	-	26	18	44	-	26	-	26	59%	
Unobligated Allotment as of 12/31/18											
Regular MOOE	26		26		26		26		26	100%	- Scholarship/Grants Expenses
Regular Capital Outlay - Equipment	18			18	18				-	0%	
TOTAL	168,045	12,083	10,577	15,019	37,679	6,919	6,382	-	13,301	35%	
OF WHICH:											
Key Program/Projects:											
1 Anti-corruption/Transparent, Accountable and Participatory Governance MPP 1: GASS											
2. Support to Operations											
2 Poverty Reduction and Empowerment of the Poor and Vulnerable MPP1 : Administration of Scholarships for Secondary Science and Technology Education - Operation of Secondary Science Education on Scholarship Basis	121,045	12,083	10,577	3,269	25,929	6,919	6,382	-	13,301	51%	
3 Rapid, Inclusive and Sustained Economic Growth MPP: Locally Funded Projects for Campus Development											
2019 Current Appropriations											
1. Completion of Science Research Facility	40,000			10,000	10,000				-	0%	- For Bidding
2. Implementation of K-12 Program (MITHI-ICT Infrastructure)	7,000			1,750	1,750				-	0%	- For Bidding


II. DISBURSEMENTS									
DISBURSEMENT AUTHORITY	FY 2019 CASH PROGRAM		DISBURSEMENT AUTHORITIES RECEIVED/ ISSUED	ACTUAL DISBURSEMENTS				DISBURSEMENT RATE	REMARKS
	FULL YEAR	February MONTH		PS	MOOE	CO	TOTAL		
Notice of Cash Allocation (NCA) for: Current Year	164,379	14,878	21,473	6,172	6,286	-	12,458	58.02%	
Notice of Transfer Allocation (NTA)							-		
Prior Year's A/Ps	108,210	23,346	19,463	964	5,693	8,064	14,721	34.55%	
Continuing Appropriations	44				26		26	0.06%	
Terminal Leave Benefits							-		
Non Cash Availment Authority							-		
DOST-GIA and other fund releases							-		
Tax Remittance Advice	14,109	2,118	1,668	738	258	672	1,668	100.00%	
TOTAL	286,742	40,342	42,604	7,874	12,263	8,736	28,873	67.77%	


Approved by:

Certified Correct:

Certified Correct:


ENGR. LORVI B. PAGOROGON
 Director III
 Date: March 1, 2019


JOY V. NUENAY
 Administrative Officer IV
 Date: March 1, 2019


ANALIZA V. LABARDA
 Accountant II
 Date: March 1, 2019