




MONTHLY REPORT OF DISBURSEMENTS  
For the month of September 2020

Department : DEPARTMENT OF SCIENCE AND TECHNOLOGY  
Agency/Entity : PHILIPPINE SCIENCE HIGH SCHOOL  
Operating Unit : CENTRAL MINDANAO CAMPUS  
Organization Code (UACS) : 19-016-08-00010  
Fund Cluster : 01

Particulars	Current Year Budget					Prior Year's Accounts Payable					Prior Year's Budget					SUB-TOTAL	Trust Liabilities				Grand Total					Remarks		
	PS	MOOE	FinEx	CO	TOTAL	PS	MOOE	FinEx	CO	Sub-Total	PS	MOOE	FinEx	CO	Sub-Total		TOTAL	P	MOOE	C	O	TOTAL	PS	MOOE	FinEx		CO	TOTAL
	2	3	4	6	6+(5+3446)	7	8	9	10	11+(7+8+9+10)	12	13	14	15	16+(12+13+14+15)		17+(11+18)	18+(6+17)	19	20	21	22+(19+20+21)	23	24	25		26	27+(23+24+25+26)
<b>CASH DISBURSEMENTS</b>																												
Notice of Cash Allocation (NCA)	3,525,212.37	5,105,640.62	-	1,089,509.64	9,720,362.63	49,530.00	52,286.70	-	3,567,259.35	3,669,076.05	-	-	-	-	-	3,669,076.05	13,399,438.68	-	-	-	-	3,574,742.37	5,157,827.32	-	4,656,768.99	13,389,438.68		
MDS Checks		876,047.38		78,769.20	954,816.58				1,815,141.84	1,815,141.84						1,815,141.84	2,569,956.42						876,047.38			1,693,911.04	2,569,956.42	
Advice to Debit Account	3,525,212.37	4,229,593.24		1,010,740.44	8,765,546.05	49,530.00	52,286.70		1,952,117.51	2,053,934.21						2,053,934.21	10,819,480.26					3,574,742.37	4,281,879.94		2,962,857.95	10,819,480.26		
Notice of Transfer Allocations (NTA)		713,500.00			713,500.00												713,500.00						713,500.00			713,500.00		
MDS Checks																												
Advice to Debit Account		713,500.00			713,500.00												713,500.00						713,500.00			713,500.00		
Working Fund For FAPs																												
Cash Disbursement Ceiling (CDC)																												
<b>TOTAL CASH DISBURSEMENTS</b>	<b>3,525,212.37</b>	<b>5,819,140.62</b>	<b>-</b>	<b>1,089,509.64</b>	<b>10,433,862.63</b>	<b>49,530.00</b>	<b>52,286.70</b>	<b>-</b>	<b>3,567,259.35</b>	<b>3,669,076.05</b>	<b>-</b>	<b>-</b>	<b>-</b>	<b>-</b>	<b>-</b>	<b>3,669,076.05</b>	<b>14,102,938.68</b>	<b>-</b>	<b>-</b>	<b>-</b>	<b>-</b>	<b>3,574,742.37</b>	<b>5,871,427.32</b>	<b>-</b>	<b>4,656,768.99</b>	<b>14,102,938.68</b>		
<b>NON-CASH DISBURSEMENTS</b>																												
Tax Remittance Advices Issued (TRA)	390,727.93	58,661.69		55,930.36	505,319.98		2,443.30		73,969.65	76,412.95						76,412.95	581,732.93					390,727.93	61,104.99		129,900.01	581,732.93		
Non-Cash Availment Authority (NCAA)																												
Disbursements effected through outright deductions from claims (please specify...)																												
Overpayment of expenses (e.g., personnel benefits)																												
Restitution for loss of government property																												
Liquidated damages and similar claims																												
Others (TEF, BTr Documentary Stamp Tax, etc.)																												
<b>TOTAL NON-CASH DISBURSEMENTS</b>	<b>390,727.93</b>	<b>58,661.69</b>	<b>-</b>	<b>55,930.36</b>	<b>505,319.98</b>	<b>-</b>	<b>2,443.30</b>	<b>-</b>	<b>73,969.65</b>	<b>76,412.95</b>	<b>-</b>	<b>-</b>	<b>-</b>	<b>-</b>	<b>-</b>	<b>76,412.95</b>	<b>581,732.93</b>	<b>-</b>	<b>-</b>	<b>-</b>	<b>-</b>	<b>390,727.93</b>	<b>61,104.99</b>	<b>-</b>	<b>129,900.01</b>	<b>581,732.93</b>		
<b>GRAND TOTAL</b>	<b>3,915,940.30</b>	<b>5,877,802.31</b>	<b>-</b>	<b>1,145,440.00</b>	<b>10,939,182.61</b>	<b>49,530.00</b>	<b>54,730.00</b>	<b>-</b>	<b>3,641,229.00</b>	<b>3,745,489.00</b>	<b>-</b>	<b>-</b>	<b>-</b>	<b>-</b>	<b>-</b>	<b>3,745,489.00</b>	<b>14,684,671.61</b>	<b>-</b>	<b>-</b>	<b>-</b>	<b>-</b>	<b>3,965,470.30</b>	<b>5,932,532.31</b>	<b>-</b>	<b>4,786,669.00</b>	<b>14,684,671.61</b>		

SUMMARY:	Previous Report			This month			As at Date			Previous Report			This month			As at Date												
Total Disbursement Authorities Received																												
NCA		91,221,000.00		14,938,000.00		106,159,000.00																						
NTA		886,000.00		131,500.00		1,017,500.00																						
Working Fund																												
TRA		5,026,878.00		581,732.93		5,608,610.93																						
CDC																												
NCAA																												
Less: Notice of Transfer of Allocations (NTA)* issued																												
<b>Total Disbursement Authorities Available</b>		<b>97,133,878.00</b>		<b>15,651,232.93</b>		<b>112,785,110.93</b>																						
Less:																												
Lapsed NCA Disbursements **		87,604,581.55		14,684,671.61		102,289,253.16																						
Less: Other Non-Cash Disbursements																												
Disbursements effected through outright deductions from claims																												
Overpayment of expenses (e.g., personnel benefits)																												
Restitution for loss of government property																												
Liquidated damages and similar claims																												
Others (e.g., TEF, BTr Docs Stamp, etc.)																												
Add/Less: Adjustments (e.g., cancelled/staled checks)																												
<b>Balance of Disbursement Authorities as at date</b>		<b>9,529,296.45</b>		<b>966,561.32</b>		<b>10,495,857.77</b>																						

Notes: \* The use of NTA is discouraged  
\*\* Amounts should tally with the grand total disbursements (column 27).

Certified Correct:  ANALIZA V. LABARDA Agency Chief Accountant Date: 10/02/2020	Recommending Approval By:  MARISA L. DAHAN Chief, Finance and Administrative Division Date: 10/02/2020	Approved By:  FRANKLIN L. SALISID Agency/Entity Head or Authorized Representative Date: 10/02/2020
--	---	---