




**MONTHLY REPORT OF DISBURSEMENTS**  
For the month of January, 2020

Department : **DEPARTMENT OF SCIENCE AND TECHNOLOGY**  
 Agency/Entity : **PHILIPPINE SCIENCE HIGH SCHOOL**  
 Operating Unit : **CENTRAL MINDANAO CAMPUS**  
 Organization Code (UACS) : **19-016-08-00010**  
 Fund Cluster : **01**

Particulars	Current Year Budget					Prior Year's Budget					SUB-TOTAL	Trust Liabilities					Grand Total	Remarks											
	PS	MOOE	FinEx	CO	TOTAL	Prior Year's Accounts Payable				Current Year's Accounts Payable				P	MOOE	C			TOTAL										
	7	8	9	10	11 (7+8+9+10)	12	13	14	15	16 (12+13+14+15)		17 (11+16)	18 (6+17)							19	20	21	22 (19+20+21)						
<b>CASH DISBURSEMENTS</b>																													
Notice of Cash Allocation (NCA)	2,363,613.42	1,913,699.48	-	-	4,277,312.90	-	543,623.28	-	2,289,892.19	2,833,515.47	-	171.63	-	-	171.63	2,833,687.10	7,111,000.00	-	-	-	-	-	2,363,613.42	2,457,494.39	-	2,289,892.19	7,111,000.00		
MDS Checks		498,784.72			498,784.72				60,473.70	60,473.70					60,473.70	559,258.42								498,784.72		60,473.70	559,258.42		
Advice to Debit Account																													
Notice of Transfer Allocations (NTA)	2,363,613.42	1,414,914.76	-	-	3,778,528.18	-	543,623.28	-	2,229,418.49	2,773,041.77	-	171.63	-	-	171.63	2,773,213.40	6,551,741.58	-	-	-	-	-	-	2,363,613.42	1,958,709.67	-	2,229,418.49	6,551,741.58	
MDS Checks																													
Advice to Debit Account		194,000.00			194,000.00											194,000.00													
Working Fund For FAPs																													
Cash Disbursement Ceiling (CDC)																													
<b>TOTAL CASH DISBURSEMENTS</b>	<b>2,363,613.42</b>	<b>2,107,699.48</b>	<b>-</b>	<b>-</b>	<b>4,471,312.90</b>	<b>-</b>	<b>543,623.28</b>	<b>-</b>	<b>2,289,892.19</b>	<b>2,833,515.47</b>	<b>-</b>	<b>171.63</b>	<b>-</b>	<b>-</b>	<b>171.63</b>	<b>2,833,687.10</b>	<b>7,305,000.00</b>	<b>-</b>	<b>-</b>	<b>-</b>	<b>-</b>	<b>-</b>	<b>-</b>	<b>2,363,613.42</b>	<b>2,651,494.39</b>	<b>-</b>	<b>2,289,892.19</b>	<b>7,305,000.00</b>	
<b>NON-CASH DISBURSEMENTS</b>																													
Tax Remittance Advices Issued (TRA)	859,459.49	22,425.94	-	-	381,885.43	-	2,702.68	-	196,673.94	199,376.62	-	-	-	-	-	199,376.62	581,262.05	-	-	-	-	-	-	359,459.49	25,128.62	-	196,673.94	581,262.05	
Non-Cash Availment Authority (NCAA)																													
Disbursements effected through outright deductions from claims (please specify...)																													
Overpayment of expenses (e.g., personnel benefits)																													
Restitution for loss of government property																													
Liquidated damages and similar claims																													
Others (TEF, BTr Documentary Stamp Tax, etc.)																													
<b>TOTAL NON-CASH DISBURSEMENTS</b>	<b>859,459.49</b>	<b>22,425.94</b>	<b>-</b>	<b>-</b>	<b>381,885.43</b>	<b>-</b>	<b>2,702.68</b>	<b>-</b>	<b>196,673.94</b>	<b>199,376.62</b>	<b>-</b>	<b>-</b>	<b>-</b>	<b>-</b>	<b>-</b>	<b>199,376.62</b>	<b>581,262.05</b>	<b>-</b>	<b>-</b>	<b>-</b>	<b>-</b>	<b>-</b>	<b>-</b>	<b>359,459.49</b>	<b>25,128.62</b>	<b>-</b>	<b>196,673.94</b>	<b>581,262.05</b>	
<b>GRAND TOTAL</b>	<b>2,723,072.91</b>	<b>2,130,125.42</b>	<b>-</b>	<b>-</b>	<b>4,853,198.33</b>	<b>-</b>	<b>546,325.96</b>	<b>-</b>	<b>2,486,566.13</b>	<b>3,032,892.09</b>	<b>-</b>	<b>171.63</b>	<b>-</b>	<b>-</b>	<b>171.63</b>	<b>3,033,063.72</b>	<b>7,886,262.05</b>	<b>-</b>	<b>-</b>	<b>-</b>	<b>-</b>	<b>-</b>	<b>-</b>	<b>2,723,072.91</b>	<b>2,676,623.01</b>	<b>-</b>	<b>2,486,566.13</b>	<b>7,886,262.05</b>	

SUMMARY:	Previous Report			This month			As at Date			Total Disbursements Program	Previous Report			This month			As at Date												
<b>Total Disbursement Authorities Received</b>																													
NCA	-	-	-	7,111,000.00	-	-	7,111,000.00	-	-	-	-	-	-	-	-	-	8,026,000.00	-	-	-	-	-	-	-	-	-	-	-	8,026,000.00
NTA	-	-	-	194,000.00	-	-	194,000.00	-	-	-	-	-	-	-	-	-	-	-	-	-	-	-	-	-	-	-	-	-	194,000.00
Working Fund	-	-	-	-	-	-	-	-	-	-	-	-	-	-	-	-	-	-	-	-	-	-	-	-	-	-	-	-	-
TRA	-	-	-	-	-	-	-	-	-	-	-	-	-	-	-	-	-	-	-	-	-	-	-	-	-	-	-	-	-
CDC	-	-	-	581,262.05	-	-	581,262.05	-	-	-	-	-	-	-	-	-	-	-	-	-	-	-	-	-	-	-	-	-	-
NCAA	-	-	-	-	-	-	-	-	-	-	-	-	-	-	-	-	-	-	-	-	-	-	-	-	-	-	-	-	-
Less: Notice of Transfer of Allocations (NTA)* issued	-	-	-	-	-	-	-	-	-	-	-	-	-	-	-	-	-	-	-	-	-	-	-	-	-	-	-	-	-
<b>Total Disbursement Authorities Available</b>																													
Less:																													
Lapsed NCA Disbursements **	-	-	-	7,886,262.05	-	-	7,886,262.05	-	-	-	-	-	-	-	-	-	-	-	-	-	-	-	-	-	-	-	-	-	-
Less: Other Non-Cash Disbursements																													
Disbursements effected through outright deductions from claims																													
Overpayment of expenses (e.g., personnel benefits)																													
Restitution for loss of government property																													
Liquidated damages and similar claims																													
Others (e.g., TEF, BTr Docs Stamp, etc.)																													
Add/Less: Adjustments (e.g., cancelled/staled checks)																													
<b>Balance of Disbursement Authorities as at date</b>																													

Notes: \* The use of NTA is discouraged  
 \*\* Amounts should tally with the grand total disbursements (column 27).

<p>Certified Correct:</p>  <u>ANALIZA V. LABARDA</u> Agency Chief Accountant Date: 01/31/2020	<p>Recommending Approval By:</p>  <u>MARISA L. DABAN</u> Chief, Financial and Administrative Division Date: 01/31/2020	<p>Approved By:</p>  <u>FRANKLIN L. SALISID</u> Agency/Entity Head or Authorized Representative Date: 01/31/2020
---	--	--