

MONTHLY REPORT OF DISBURSEMENTS
For the month of February 2021

Department : DEPARTMENT OF SCIENCE AND TECHNOLOGY
Agency/Entity : PHILIPPINE SCIENCE HIGH SCHOOL
Operating Unit : CENTRAL MINDANAO CAMPUS
Organization Code (UACS) : 19-016-08-00010
Fund Cluster : 01


Particulars	Current Year Budget					Prior Year's Budget											SUB-TOTAL	Trust Liabilities				Grand Total				Remarks		
	PS	MOOE	FinEx	CO	TOTAL	Prior Years' Accounts Payable					Current Year's Accounts Payable							TOTAL	P	MOOE	C	TOTAL	PS	MOOE	FinEx		CO	TOTAL
	2	3	4	5	6	7	8	9	10	11	12	13	14	15	16	17		18	19	20	21	22	23	24	25		26	27
CASH DISBURSEMENTS																												
Notice of Cash Allocation (NCA)	4,103,903.32	275,543.37	-	1,706,055.22	6,085,501.91	-	816,903.66	-	1,533,225.54	2,350,129.20	-	1,513,287.90	-	-	1,513,287.90	3,863,417.10	9,948,919.01	-	-	-	-	4,103,903.32	2,605,734.93	-	3,239,280.76	9,948,919.01		
MDS Checks		130,800.81			130,800.81		646,905.61		1,233,285.68	1,880,191.29		1,501,910.15			1,501,910.15	3,382,101.44	3,512,902.25					4,103,903.32	2,279,616.57		1,233,285.68	3,512,902.25		
Advice to Debit Account	4,103,903.32	144,742.56		1,706,055.22	5,954,701.10		169,998.05		299,939.86	469,937.91		11,377.75			11,377.75	481,315.66	6,436,016.76					4,103,903.32	326,118.36		2,005,995.08	6,436,016.76		
Notice of Transfer Allocations (NTA)																												
MDS Checks																												
Advice to Debit Account																												
Working Fund For FAPs																												
Cash Disbursement Ceiling (CDC)																												
TOTAL CASH DISBURSEMENTS	4,103,903.32	275,543.37	-	1,706,055.22	6,085,501.91	-	816,903.66	-	1,533,225.54	2,350,129.20	-	1,513,287.90	-	-	1,513,287.90	3,863,417.10	9,948,919.01	-	-	-	-	4,103,903.32	2,605,734.93	-	3,239,280.76	9,948,919.01		
NON-CASH DISBURSEMENTS																												
Tax Remittance Advices Issued (TRA)	519,400.43	23,219.77			542,620.20		27,046.97		78,840.13	105,887.10		446.71			446.71	106,333.81	648,954.01					519,400.43	50,713.45		78,840.13	648,954.01		
Non-Cash Availment Authority (NCAA)																												
Disbursements effected through outright deductions from claims (please specify...)																												
Overpayment of expenses (e.g., personnel benefits)																												
Restitution for loss of government property																												
Liquidated damages and similar claims																												
Others (TEF, BTR Documentary Stamp Tax, etc.)																												
TOTAL NON-CASH DISBURSEMENTS	519,400.43	23,219.77	-	-	542,620.20	-	27,046.97	-	78,840.13	105,887.10	-	446.71	-	-	446.71	106,333.81	648,954.01	-	-	-	-	519,400.43	50,713.45	-	78,840.13	648,954.01		
GRAND TOTAL	4,623,303.75	298,763.14	-	1,706,055.22	6,628,122.11	-	843,950.63	-	1,612,065.67	2,456,016.30	-	1,513,734.61	-	-	1,513,734.61	3,969,750.91	10,597,873.02	-	-	-	-	4,623,303.75	2,656,448.38	-	3,318,120.89	10,597,873.02		

SUMMARY:	Previous Report			This month			As at Date			Previous Report			This month			As at Date												
	PS	MOOE	FinEx	CO	TOTAL	PS	MOOE	FinEx	CO	TOTAL	PS	MOOE	FinEx	CO	TOTAL	PS	MOOE	FinEx	CO	TOTAL								
Total Disbursement Authorities Received																												
NCA		9,170,000.00			9,170,000.00					18,340,000.00																		
NTA		-			21,000.00					21,000.00																		
Working Fund																												
TRA		635,134.89			648,954.01					1,284,088.90																		
CDC																												
NCAA																												
Less: Notice of Transfer of Allocations (NTA)* Issued																												
Total Disbursement Authorities Available		9,805,134.89			9,839,954.01					19,645,088.90																		
Less:																												
Lapsed NCA Disbursements **		9,047,215.88			10,597,873.02					19,645,088.90																		
Less: Other Non-Cash Disbursements																												
Disbursements effected through outright deductions from claims																												
Overpayment of expenses (e.g., personnel benefits)																												
Restitution for loss of government property																												
Liquidated damages and similar claims																												
Others (e.g., TEF, BTR Docs Stamp, etc.)																												
Add/Less: Adjustments (e.g., cancelled/staled checks)																												
Balance of Disbursement Authorities as at date		757,919.01			757,919.01					0.00																		

Notes: * The use of NTA is discouraged

** Amounts should tally with the grand total disbursements (column 27).


Certified Correct:


ANALIZA V. LABARDA

Agency Chief Accountant

Date: 03/01/2021


Recommending Approval By:


MARISA L. DAHAN

Chief, Finance and Administrative Division

Date: 03/01/2021

Approved By:


FRANKLIN L. SALISID

Agency/Entity Head or Authorized Representative

Date: 03/01/2021