


MONTHLY REPORT OF DISBURSEMENTS
For the month of Jul, 2024

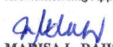
Department : DEPARTMENT OF SCIENCE AND TECHNOLOGY
 Agency/Entity : PHILIPPINE SCIENCE HIGH SCHOOL
 Operating Unit : CENTRAL MINDANAO CAMPUS
 Organization Code (UACS) : 18-016-08-00010
 Fund Cluster : 01


Particulars	Current Year Budget					Prior Year's Budget					SUB-TOTAL	Trust Liabilities				Grand Total					Remarks						
	PS	MOOE	FinEx	CO	TOTAL	PS	MOOE	FinEx	CO	Sub-Total		PS	MOOE	FinEx	CO	Sub-Total	P	MOOE	C	TOTAL		PS	MOOE	FinEx	CO	TOTAL	
1	2	3	4	5	6	7	8	9	10	11	12	13	14	15	16	17	18	19	20	21	22	23	24	25	26	27	28
CASH DISBURSEMENTS																											
Notice of Cash Allocation (NCA)	5,235,271.31	2,007,637.67	-	183,701.33	7,426,610.31	25,895.10	-	-	2,426,199.01	2,452,094.11	-	-	-	-	2,452,094.11	9,878,704.42	-	-	-	-	5,261,166.41	2,007,637.67	-	2,609,900.34	9,878,704.42		
MDS Checks	287,757.02	419,198.64	-	-	706,955.66	25,895.10	-	-	2,426,199.01	2,452,094.11	-	-	-	-	2,452,094.11	3,159,049.77	-	-	-	-	313,652.12	419,198.64	-	2,426,199.01	3,159,049.77		
Advice to Debit Account	4,947,514.29	1,588,439.03	-	183,701.33	6,719,654.65	-	-	-	-	-	-	-	-	-	-	6,719,654.65	-	-	-	-	4,947,514.29	1,588,439.03	-	183,701.33	6,719,654.65		
Notice of Transfer Allocations (NTA)																											
MDS Checks	-	-	-	-	-	-	-	-	-	-	-	-	-	-	-	-	-	-	-	-	-	-	-	-	-	-	-
Advice to Debit Account	-	-	-	-	-	-	-	-	-	-	-	-	-	-	-	-	-	-	-	-	-	-	-	-	-	-	-
Working Fund For FAPs	-	-	-	-	-	-	-	-	-	-	-	-	-	-	-	-	-	-	-	-	-	-	-	-	-	-	-
Cash Disbursement Calling (CDC)	-	-	-	-	-	-	-	-	-	-	-	-	-	-	-	-	-	-	-	-	-	-	-	-	-	-	-
TOTAL CASH DISBURSEMENTS	5,235,271.31	2,007,637.67	-	183,701.33	7,426,610.31	25,895.10	-	-	2,426,199.01	2,452,094.11	-	-	-	-	2,452,094.11	9,878,704.42	-	-	-	-	5,261,166.41	2,007,637.67	-	2,609,900.34	9,878,704.42		
NON-CASH DISBURSEMENTS																											
Tax Remittance Advices Issued (TRA)	602,858.97	66,135.70	-	12,429.66	681,424.33	-	-	-	11,718.75	11,718.75	-	-	-	-	11,718.75	693,143.08	-	-	-	-	602,858.97	66,135.70	-	24,148.41	693,143.08		
Non-Cash Availment Authority (NCAA)	-	-	-	-	-	-	-	-	-	-	-	-	-	-	-	-	-	-	-	-	-	-	-	-	-	-	-
Disbursements effected through outright deductions from claims (please specify...)	-	-	-	-	-	-	-	-	-	-	-	-	-	-	-	-	-	-	-	-	-	-	-	-	-	-	-
Overpayment of expenses (e.g., personnel benefits)	-	-	-	-	-	-	-	-	-	-	-	-	-	-	-	-	-	-	-	-	-	-	-	-	-	-	-
Restitution for loss of government property	-	-	-	-	-	-	-	-	-	-	-	-	-	-	-	-	-	-	-	-	-	-	-	-	-	-	-
Liquidated damages and similar claims	-	-	-	-	-	-	-	-	-	-	-	-	-	-	-	-	-	-	-	-	-	-	-	-	-	-	-
Others (TEF, BTR Documentary Stamp Tax, etc.)	-	-	-	-	-	-	-	-	-	-	-	-	-	-	-	-	-	-	-	-	-	-	-	-	-	-	-
TOTAL NON-CASH DISBURSEMENTS	602,858.97	66,135.70	-	12,429.66	681,424.33	-	-	-	11,718.75	11,718.75	-	-	-	-	11,718.75	693,143.08	-	-	-	-	602,858.97	66,135.70	-	24,148.41	693,143.08		
GRAND TOTAL	5,838,130.28	2,073,773.37	-	196,130.99	8,108,034.64	25,895.10	-	-	2,437,917.76	2,463,812.86	-	-	-	-	2,463,812.86	10,571,847.50	-	-	-	-	5,864,025.38	2,073,773.37	-	2,634,048.75	10,571,847.50		

SUMMARY:	Previous Report			This month			As at Date			Previous Report			This month			As at Date			
Total Disbursement Authorities Received																			
NCA		68,982,499.00			11,465,000.00			80,447,499.00				75,893,000.00		11,831,000.00			87,724,000.00		
NTA		-			-			-				74,940,050.28		10,571,847.50			85,511,897.78		
Working Fund		-			-			-											
TRA		5,957,551.28			693,143.08			6,650,694.36											
CDC		-			-			-											
NCAA		-			-			-											
Less: Notice of Transfer of Allocations (NTA)* issued																			
Total Disbursement Authorities Available		74,940,050.28			12,158,143.08			87,098,193.36											
Less:																			
Lapsed NCA Disbursements**		74,940,050.28			10,571,847.50			85,511,897.78											
Less: Other Non-Cash Disbursements		-			-			-											
Disbursements effected through outright deductions from claims		-			-			-											
Overpayment of expenses (e.g., personnel benefits)		-			-			-											
Restitution for loss of government property		-			-			-											
Liquidated damages and similar claims		-			-			-											
Others (e.g., TEF, BTR Docs Stamp, etc.)		-			-			-											
Add/Less: Adjustments (e.g., cancelled/staled checks)		-			-			-											
Balance of Disbursement Authorities as at date					1,686,295.58			1,686,295.58											

Notes: * The use of NTA is discouraged
 ** Amounts should tally with the grand total disbursements (column 27).

Certified Correct:

CATHYLE CUARTO
 Accountant
 08/05/2024

Recommending Approval By:

MARISA L. DAHAN
 FAD Chief
 08/05/2024

Approved By:

FRANKLIN L. SALISID
 Campus Director
 08/05/2024