


Department of Science and Technology
 PHILIPPINE SCIENCE HIGH SCHOOL - CENTRAL MINDANAO CAMPUS
Financial Performance Report
ALL FUNDS
as of November 30, 2019
 (In thousand pesos)


I. EXPENDITURES											
FUND SOURCE	FY 2019 APPROPRIATIONS	ALLOTMENT RECEIVED				OBLIGATIONS INCURRED				UTILIZATION RATE	REMARKS
		PS	MOOE	CO	TOTAL	PS	MOOE	CO	TOTAL		
Current Year Budget	173,709	59,274	43,349	59,750	162,373	53,859	38,333	13,589	105,781	65%	
Agency Specific Budget	168,367	55,081	42,200	59,750	157,031	50,154	37,354	13,589	101,097	64%	- Salaries and allowances of faculty & staff, Clothing Allowance, MYB FY 2019, Year End Bonus & Cash Gift FY 2019 and other expenses as of Nov. 2019
ASA - GASS - MOOE	340		340		340		246		246	72%	- PSHS System Ugnayan 2019
ASA - NCE	764		764		764		698		698	91%	- Expenses relative to NCE 2019
ASA - Policy/MOOE A.II.c	45		45		45		35		35	78%	- Expenses for TWG, 2019 Readiness Exam
Automatic Appropriation	4,193	4,193			4,193	3,705			3,705	88%	- RLIP as of November, 2019
Continuing Appropriation	44	-	26	18	44	-	26	-	26	59%	
Unobligated Allotment as of 12/31/18											
Regular MOOE	26		26		26		26		26	100%	- Scholarship/Grants Expenses
Regular Capital Outlay - Equipment	18			18	18				-	0%	
TOTAL	173,753	59,274	43,375	59,768	162,417	53,859	38,359	13,589	105,807	65%	
OF WHICH:											
Key Program/Projects:											
1 Anti-corruption/Transparent, Accountable and Participatory Governance MPP 1: GASS 2. Support to Operations											
2 Poverty Reduction and Empowerment of the Poor and Vulnerable MPP1 : Administration of Scholarships for Secondary Science and Technology Education - Operation of Secondary Science Education on Scholarship Basis	126,753	59,274	43,375	12,768	115,417	53,859	38,359	6,878	99,096	86%	
3 Rapid, Inclusive and Sustained Economic Growth MPP: Locally Funded Projects for Campus Development											
2019 Current Appropriations											
1. Completion of Science Research Facility	40,000			40,000	40,000				-	0%	- Remanded last November. For Execom Approval on December 2, 2019.
2. Implementation of K-12 Program (MITHI-ICT Infrastructure)	7,000			7,000	7,000			6,711	6,711	96%	- On-going Implementation

II. DISBURSEMENTS									
DISBURSEMENT AUTHORITY	FY 2019 CASH PROGRAM		DISBURSEMENT AUTHORITIES RECEIVED/ ISSUED	ACTUAL DISBURSEMENTS				DISBURSEMENT RATE	REMARKS
	FULL YEAR	November MONTH		PS	MOOE	CO	TOTAL		
			as of November 30, 2019						
Notice of Cash Allocation (NCA) for: Current Year	164,965	127,179	123,236	47,442	33,897	1,735	83,074	67.41%	
Notice of Transfer Allocation (NTA)			1,149		1,139		1,139	99.13%	
Prior Year's A/Ps	108,210	100,941	47,260	1,052	6,110	69,407	76,569	41.96%	
Continuing Appropriations	44				26		26	0.01%	
Terminal Leave Benefits							-		
Non Cash Availment Authority							-		
DOST-GIA and other fund releases							-		
Tax Remittance Advice	14,109	12,751	10,854	5,636	705	4,513	10,854	100.00%	
TOTAL	287,328	240,871	182,499	54,130	41,877	75,655	171,662	94.06%	


Approved by:


FRANKLIN L. SALISID
 Campus Director
 Date: December 3, 2019

Certified Correct:


JOY V. NUENA
 Administrative Officer IV
 Date: December 3, 2019

Certified Correct:


ANALIZA V. LABARDA
 Accountant II
 Date: December 3, 2019