




MONTHLY REPORT OF DISBURSEMENTS
For the month of OCTOBER, 2019

Department : **DEPARTMENT OF SCIENCE AND TECHNOLOGY**
 Agency/Entity : **PHILIPPINE SCIENCE HIGH SCHOOL**
 Operating Unit : **CENTRAL MINDANAO CAMPUS**
 Organization Code (UACS) : **19-018-08-00010**
 Fund Cluster : **01**

Particulars	Current Year Budget					Prior Year's Accounts Payable					Prior Year's Budget					Current Year's Accounts					SUB-TOTAL	Trust Liabilities				Grand Total					Remarks
	PS	MOOE	FinEx	CO	TOTAL	PS	MOOE	FinEx	CO	Sub-Total	PS	MOOE	FinEx	CO	Sub-Total	PS	MOOE	FinEx	CO	TOTAL		P	S	G	TOTAL	PS	MOOE	FinEx	CO	TOTAL	
	1	2	3	4	5	6*(2+3+4+5)	7	8	9	10	11*(7+8+9+10)	12	13	14	15	16*(12+13+14+15)	17*(11+16)	18*(6+17)	19	20		21	22*(19+20+21)	23	24	25	26	27*(23+24+25+26)	28		
CASH DISBURSEMENTS																															
Notice of Cash Allocation (NCA)	3,045,349.83	3,467,032.26	-	-	6,512,382.09	-	-	-	9,329,917.91	9,329,917.91	-	-	-	-	9,329,917.91	15,842,300.00	-	-	-	-	-	-	-	-	3,045,349.83	3,467,032.26	-	-	9,329,917.91	15,842,300.00	
MDS Checks		1,901,654.77			1,901,654.77				306,645.60	306,645.60					306,645.60	2,208,300.37														306,645.60	2,208,300.37
Advice to Debit Account	3,045,349.83	989,077.49			4,034,427.32				9,023,272.31	9,023,272.31					9,023,272.31	13,057,699.63									3,045,349.83	989,077.49			9,023,272.31	13,057,699.63	
Notice of Transfer Allocations (NTA)																															
MDS Checks																															
Advice to Debit Account		576,300.00			576,300.00											576,300.00															576,300.00
Working Fund For FAP's																															
Cash Disbursement Ceiling (CDC)																															
TOTAL CASH DISBURSEMENTS	3,045,349.83	3,467,032.26			6,512,382.09				9,329,917.91	9,329,917.91					9,329,917.91	15,842,300.00									3,045,349.83	3,467,032.26			9,329,917.91	15,842,300.00	
NON-CASH DISBURSEMENTS																															
Tax Remittance Advices Issued (TRA)	599,364.25	46,382.91			645,747.16				692,165.68	692,165.68					692,165.68	1,337,912.84									599,364.25	46,382.91			692,165.68	1,337,912.84	
Non-Cash Availment Authority (NCAA)																															
Disbursements effected through outright deductions from claims (please specify...)																															
Overpayment of expenses (e.g., personnel benefits)																															
Restitution for loss of government property																															
Liquidated damages and similar claims																															
Others (TEF, BTr Documentary Stamp Tax, etc.)																															
TOTAL NON-CASH DISBURSEMENTS	599,364.25	46,382.91			645,747.16				692,165.68	692,165.68					692,165.68	1,337,912.84									599,364.25	46,382.91			692,165.68	1,337,912.84	
GRAND TOTAL	3,644,714.08	3,513,415.17			7,158,129.25				10,022,083.59	10,022,083.59					10,022,083.59	17,180,212.84									3,644,714.08	3,513,415.17			10,022,083.59	17,180,212.84	

SUMMARY:	Previous Report			This month			As at Date			Previous Report			This month			As at Date		
	PS	MOOE	TOTAL	PS	MOOE	TOTAL	PS	MOOE	TOTAL	PS	MOOE	TOTAL	PS	MOOE	TOTAL	PS	MOOE	TOTAL
Total Disbursement Authorities Received																		
NCA		119,438,565.00			15,266,000.00			134,704,565.00						187,637,000.00		24,210,000.00		211,847,000.00
NTA		562,670.00			576,300.00			1,138,970.00						128,918,822.86		17,180,212.84		146,099,035.70
Working Fund																		
TRA		8,917,587.86			1,337,912.84			10,255,500.70										
CDC																		
NCAA																		
Less: Notice of Transfer of Allocations (NTA)* issued																		
Total Disbursement Authorities Available		128,918,822.86			17,180,212.84			146,099,035.70										
Less:																		
Lapsed NCA Disbursements **		128,918,822.86			17,180,212.84			146,099,035.70										
Less: Other Non-Cash Disbursements																		
Disbursements effected through outright deductions from claims																		
Overpayment of expenses (e.g., personnel benefits)																		
Restitution for loss of government property																		
Liquidated damages and similar claims																		
Others (e.g., TEF, BTr Docs Stamp, etc.)																		
Add/Less: Adjustments (e.g., cancelled/staled checks)																		
Balance of Disbursement Authorities as at date		0.00																

Notes: * The use of NTA is discouraged
 ** Amounts should tally with the grand total disbursements (column 27).

Certified Correct:  ANALIZA V. LABARDA Agency Chief Accountant Date: <u>10/31/2019</u>	Recommending Approval By:  MARISA L. DAHAN Chief, Finance and Administrative Division Date: <u>10/31/2019</u>	Approved By:  FRANKLIN L. SALISID Agency/Entity Head or Authorized Representative Date: <u>10/31/2019</u>
--	---	---