

Department of Science and Technology
PHILIPPINE SCIENCE HIGH SCHOOL - CENTRAL MINDANAO CAMPUS

Financial Performance Report

ALL FUNDS

as of September 30, 2019


(In thousand pesos)

I. EXPENDITURES											
FUND SOURCE	FY 2019 APPROPRIATIONS	ALLOTMENT RECEIVED (Obligational Authority 25%)				OBLIGATIONS INCURRED				UTILIZATION RATE	REMARKS
		PS	MOOE	CO	TOTAL	PS	MOOE	CO	TOTAL		
Current Year Budget	173,123	59,274	42,763	59,750	161,787	41,597	31,055	12,262	84,914	52%	
Agency Specific Budget	168,367	55,081	42,200	59,750	157,031	38,587	30,599	12,262	81,448	52%	- Salaries and allowances of faculty & staff, Clothing Allowance & MYB FY 2019 and other expenses as of Sept. 2019
ASA - GASS - MOOE	180		180		180		180		180	100%	- PSHS System Ugnayan 2019
ASA - NCE	348		348		348		241		241	69%	- Expenses relative to NCE 2019
ASA - Policy/MOOE A.II.c	35		35		35		35		35	100%	- Honorarium as TWG, 2019 Readiness Exam
Automatic Appropriation	4,193	4,193			4,193	3,010			3,010	72%	- RLIP as of September, 2019
Continuing Appropriation	44	-	26	18	44	-	26	-	26	59%	
Unobligated Allotment as of 12/31/18											
Regular MOOE	26		26		26		26		26	100%	- Scholarship/Grants Expenses
Regular Capital Outlay - Equipment	18			18	18				-	0%	
TOTAL	173,167	59,274	42,789	59,768	161,831	41,597	31,081	12,262	84,940	52%	
OF WHICH:											
Key Program/Projects:											
1 Anti-corruption/Transparent, Accountable and Participatory Governance											
MPP 1: GASS											
2. Support to Operations											
2 Poverty Reduction and Empowerment of the Poor and Vulnerable											
MPP1 : Administration of Scholarships for Secondary Science and Technology Education											
- Operation of Secondary Science Education on Scholarship Basis	126,167	59,274	42,789	12,768	114,831	41,597	31,081	12,262	84,940	74%	
3 Rapid, Inclusive and Sustained Economic Growth											
MPP: Locally Funded Projects for Campus Development											
2019 Current Appropriations											
1. Completion of Science Research Facility	40,000			40,000	40,000				-	0%	- Schedule of Bid Opening on October 9, 2019.
2. Implementation of K-12 Program (MITHI-ICT Infrastructure)	7,000			7,000	7,000				-	0%	- On-going Implementation


II. DISBURSEMENTS

DISBURSEMENT AUTHORITY	FY 2019 CASH PROGRAM		DISBURSEMENT AUTHORITIES RECEIVED/ ISSUED	ACTUAL DISBURSEMENTS				DISBURSEMENT RATE	REMARKS
	FULL YEAR	September MONTH		PS	MOOE	CO	TOTAL		
				as of September 30, 2019					
Notice of Cash Allocation (NCA) for: Current Year	164,379	89,828	86,860	36,468	24,554	1,437	62,459	71.91%	
Notice of Transfer Allocation (NTA)			563		563		563	100.00%	
Prior Year's A/Ps	108,210	87,628	32,579	1,052	6,110	49,792	56,954	44.18%	
Continuing Appropriations	44				26		26	0.02%	
Terminal Leave Benefits							-		
Non Cash Availment Authority							-		
DOST-GIA and other fund releases							-		
Tax Remittance Advice	14,109	10,181	8,916	4,396	594	3,926	8,916	100.00%	
TOTAL	286,742	187,637	128,918	41,916	31,847	55,155	128,918	100.00%	


Approved by:


FRANKLIN L. SALISID
 Campus Director
 Date: Sept. 30, 2019

Certified Correct:


JOY J. NUENA
 Administrative Officer IV
 Date: Sept. 30, 2019

Certified Correct:


ANALIZA V. LABARDA
 Accountant II
 Date: Sept. 30, 2019